

Technical Details

This report contains data collected between 2 Jan - 6 April 2018 from patients aged 16+ registered with a GP practice in England.

The charts produced in this PowerPoint can be resized and reformatted to meet your needs. The data is available behind the charts should you wish to change the chart type.

Data are weighted by age and gender to reflect the population of eligible patients within each practice and CCG.

[See the GP Patient Survey website for further information about weighting.](#)

Results

An asterisk (*) indicates a base size of fewer than 10. Where a percentage is below 0.5% it will be displayed as 0%.

Where percentages do not sum to 100, or individual responses do not sum-up to the combined response, this may be due to respondents being able to select multiple responses, computer rounding or the exclusion of 'don't know'/ not stated. Where any response is excluded from the combined response, this will be specified.

More information

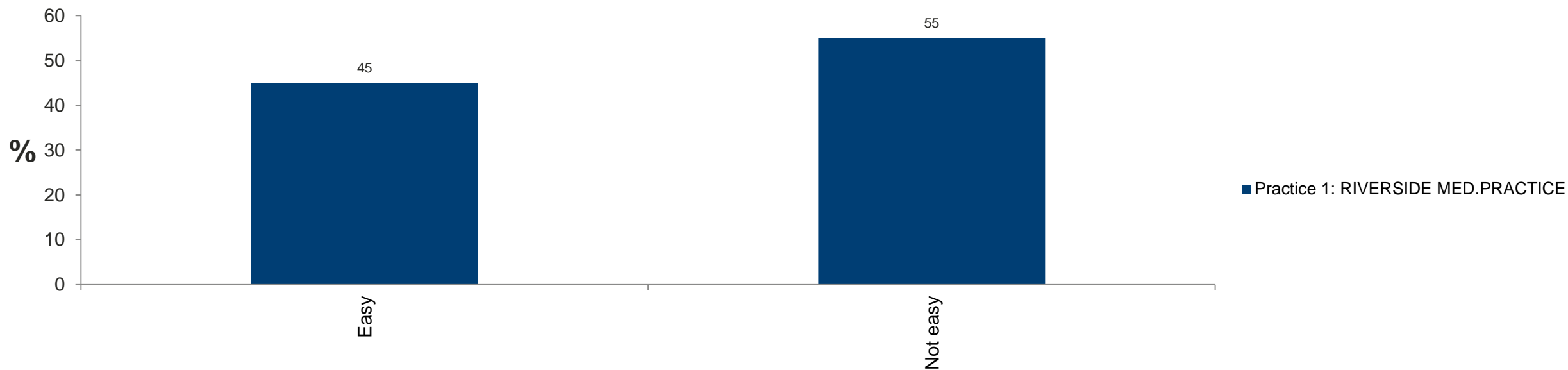
For more information about the survey please see the: [GP Patient Survey website FAQ.](#)

Summary results - Q1. Generally, how easy is it to get through to someone at your GP practice on the phone?

Filters: No filter applied

Base: All excluding haven't tried

Showing weighted data



Easy = Very easy + Fairly easy. Not easy = Not very easy + Not at all easy

This report contains data collected between 2 Jan - 6 April 2018 from patients aged 16+ registered with a GP practice in England.

Unweighted Base: Practice 1 (111)

Weighted Base: Practice 1 (132)

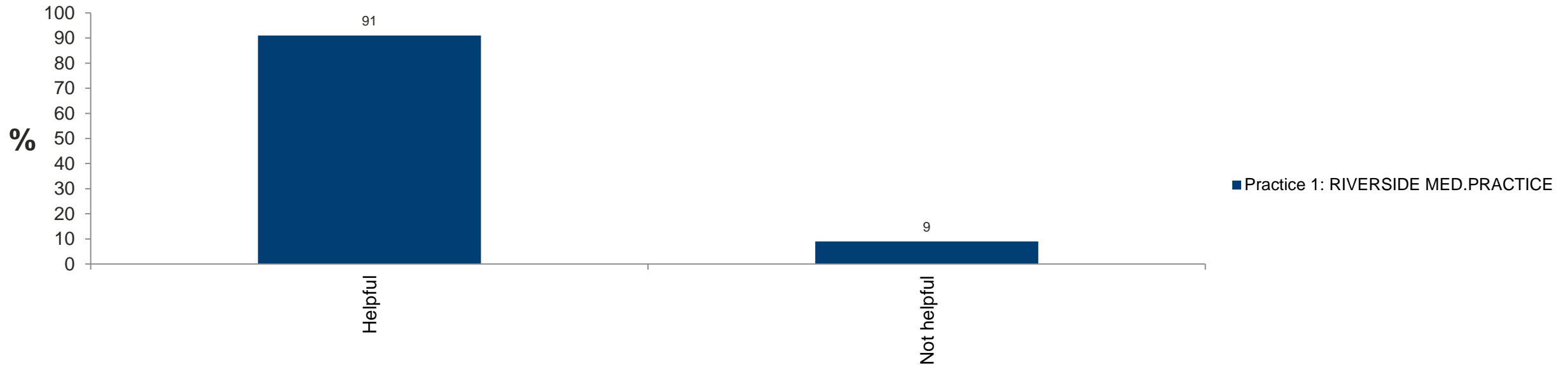
Note: Differences may not be statistically significant, particularly at practice level due to lower numbers of responses.

Summary results - Q2. How helpful do you find the receptionists at your GP practice?

Filters: No filter applied

Base: All excluding don't know

Showing weighted data



Helpful = Very helpful + Fairly helpful. Not helpful = Not very helpful + Not at all helpful

This report contains data collected between 2 Jan - 6 April 2018 from patients aged 16+ registered with a GP practice in England.

Unweighted Base: Practice 1 (114)

Weighted Base: Practice 1 (134)

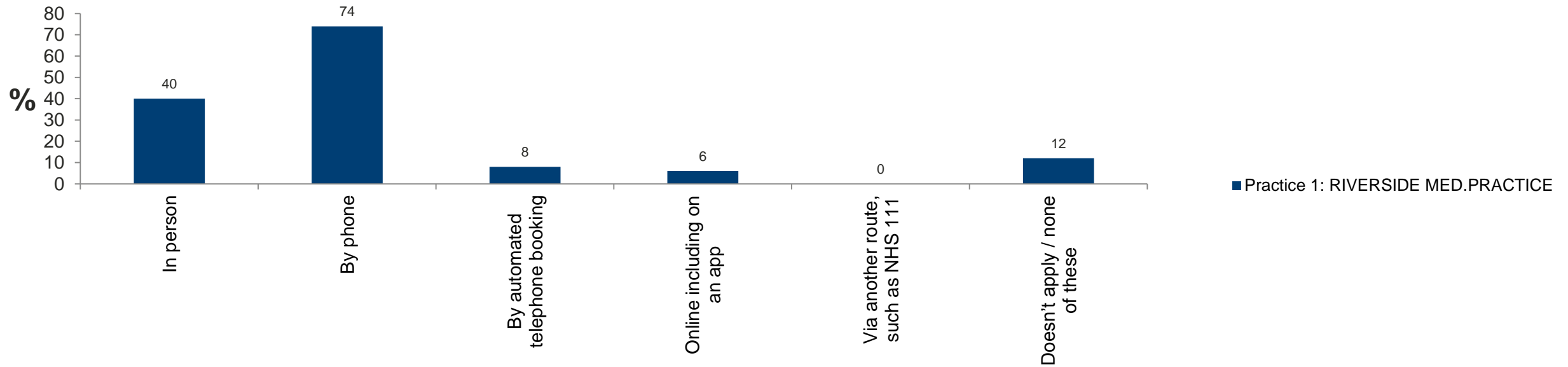
Note: Differences may not be statistically significant, particularly at practice level due to lower numbers of responses.

Showing all responses - Q3. In the past 12 months, have you booked general practice appointments in any of the following ways?

Filters: No filter applied

Base: All patients

Showing weighted data



This report contains data collected between 2 Jan - 6 April 2018 from patients aged 16+ registered with a GP practice in England.

Unweighted Base: Practice 1 (117)

Weighted Base: Practice 1 (138)

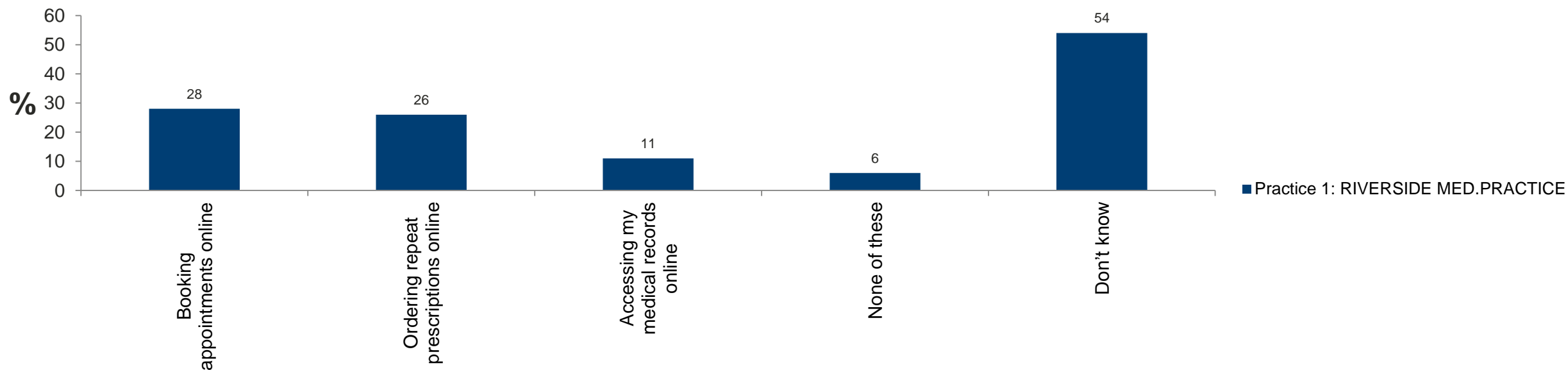
Note: Differences may not be statistically significant, particularly at practice level due to lower numbers of responses.

Showing all responses - Q4. As far as you know, which of the following online services does your GP practice offer?

Filters: No filter applied

Base: All patients

Showing weighted data



This report contains data collected between 2 Jan - 6 April 2018 from patients aged 16+ registered with a GP practice in England.

Unweighted Base: Practice 1 (110)

Weighted Base: Practice 1 (132)

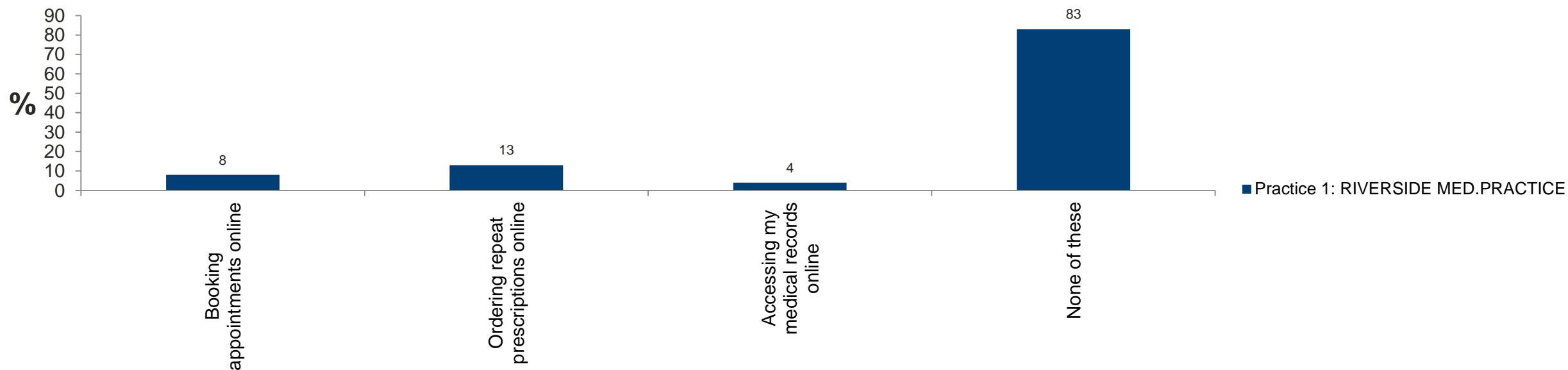
Note: Differences may not be statistically significant, particularly at practice level due to lower numbers of responses.

Showing all responses - Q5. Which of the following general practice online services have you used in the past 12 months?

Filters: No filter applied

Base: All patients

Showing weighted data



This report contains data collected between 2 Jan - 6 April 2018 from patients aged 16+ registered with a GP practice in England.

Unweighted Base: Practice 1 (113)

Weighted Base: Practice 1 (135)

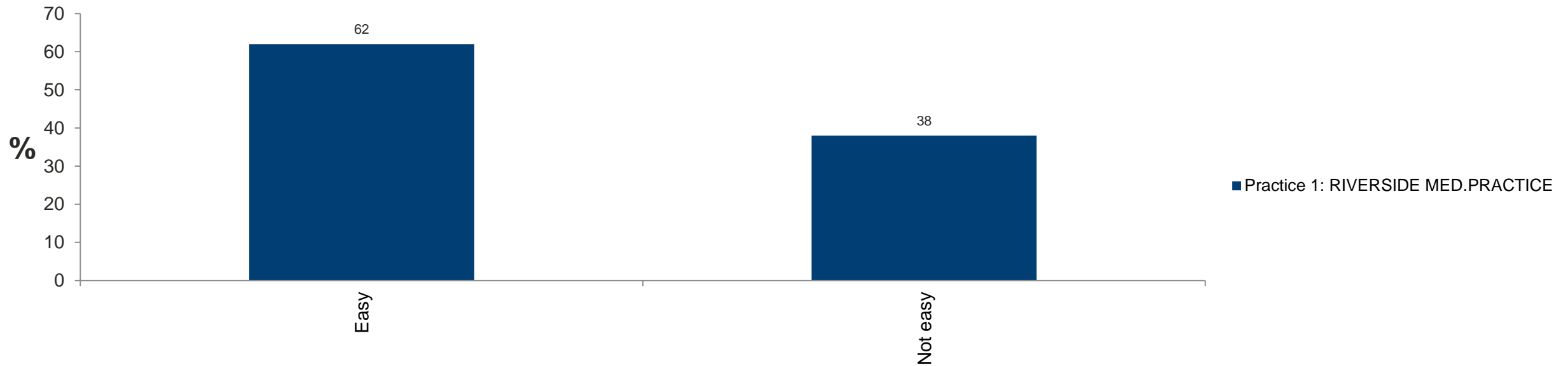
Note: Differences may not be statistically significant, particularly at practice level due to lower numbers of responses.

Summary results - Q6. How easy is it to use your GP practice's website to look for information or access services?

Filters: No filter applied

Base: All excluding haven't tried

Showing weighted data



Easy = Very easy + Fairly easy. Not easy = Not very easy + Not at all easy

This report contains data collected between 2 Jan - 6 April 2018 from patients aged 16+ registered with a GP practice in England.

Unweighted Base: Practice 1 (32)

Weighted Base: Practice 1 (39)

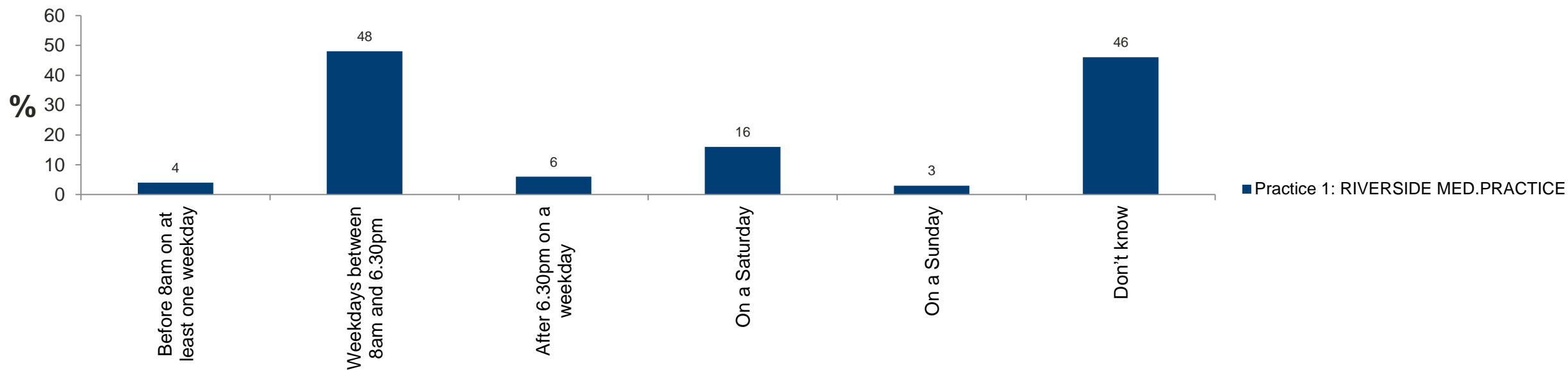
Note: Differences may not be statistically significant, particularly at practice level due to lower numbers of responses.

Showing all responses - Q7. As far as you are aware, what general practice appointment times are available to you?

Filters: No filter applied

Base: All patients

Showing weighted data



This report contains data collected between 2 Jan - 6 April 2018 from patients aged 16+ registered with a GP practice in England.

Unweighted Base: Practice 1 (115)

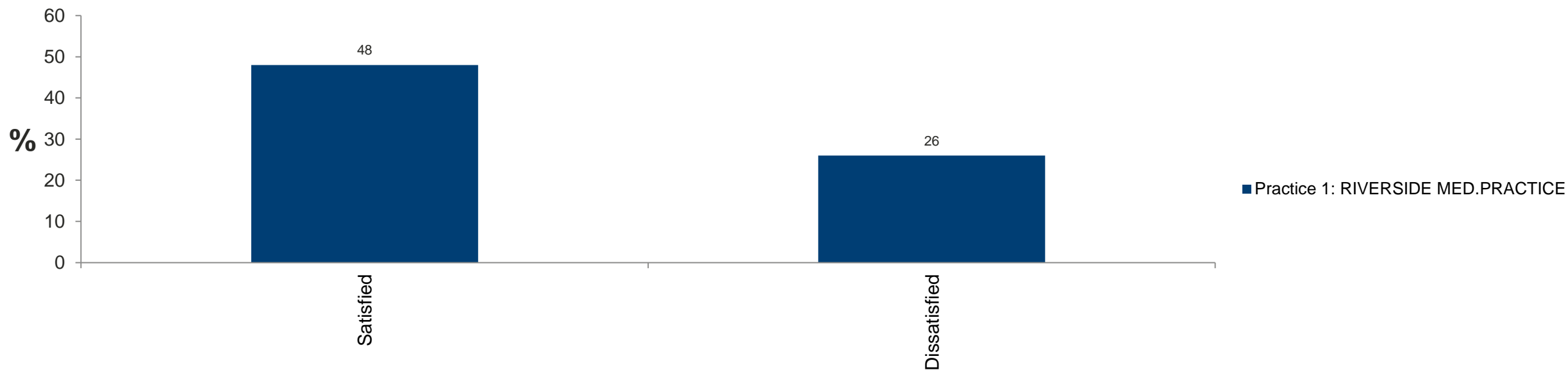
Weighted Base: Practice 1 (136)

Note: Differences may not be statistically significant, particularly at practice level due to lower numbers of responses.

Summary results - Q8. How satisfied are you with the general practice appointment times that are available to you?

Filters: No filter applied
Base: All excluding not sure

Showing weighted data



Satisfied = Very satisfied + Fairly satisfied. Dissatisfied = Fairly dissatisfied + Very dissatisfied

This report contains data collected between 2 Jan - 6 April 2018 from patients aged 16+ registered with a GP practice in England.

Unweighted Base: Practice 1 (99)

Weighted Base: Practice 1 (117)

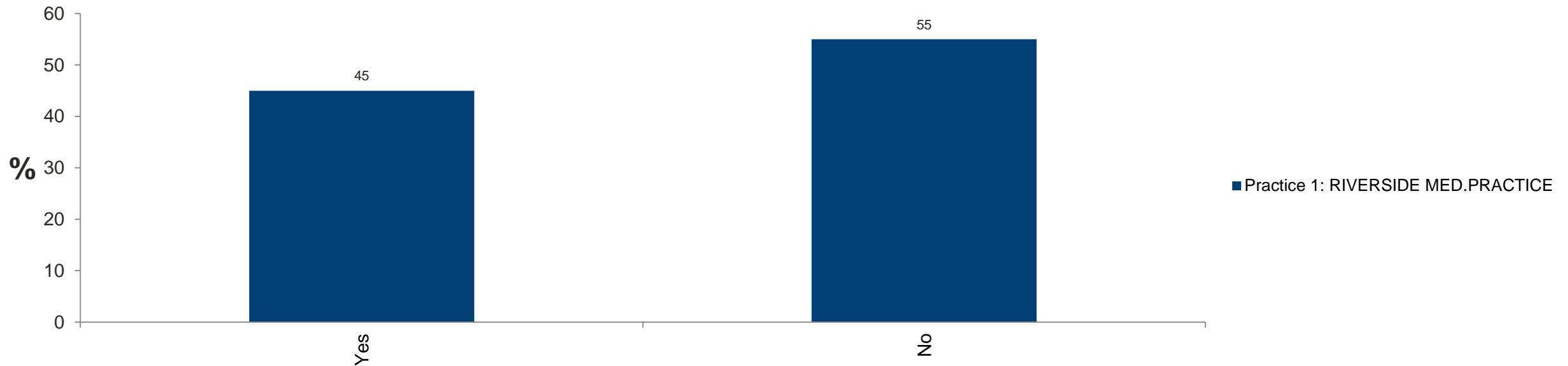
Note: Differences may not be statistically significant, particularly at practice level due to lower numbers of responses.

Summary results - Q9. Is there a particular GP you usually prefer to see or speak to?

Showing weighted data

Filters: No filter applied

Base: All excluding those with only one GP in GP practice



Yes = Yes, for all + Yes for some

This report contains data collected between 2 Jan - 6 April 2018 from patients aged 16+ registered with a GP practice in England.

Unweighted Base: Practice 1 (111)

Weighted Base: Practice 1 (131)

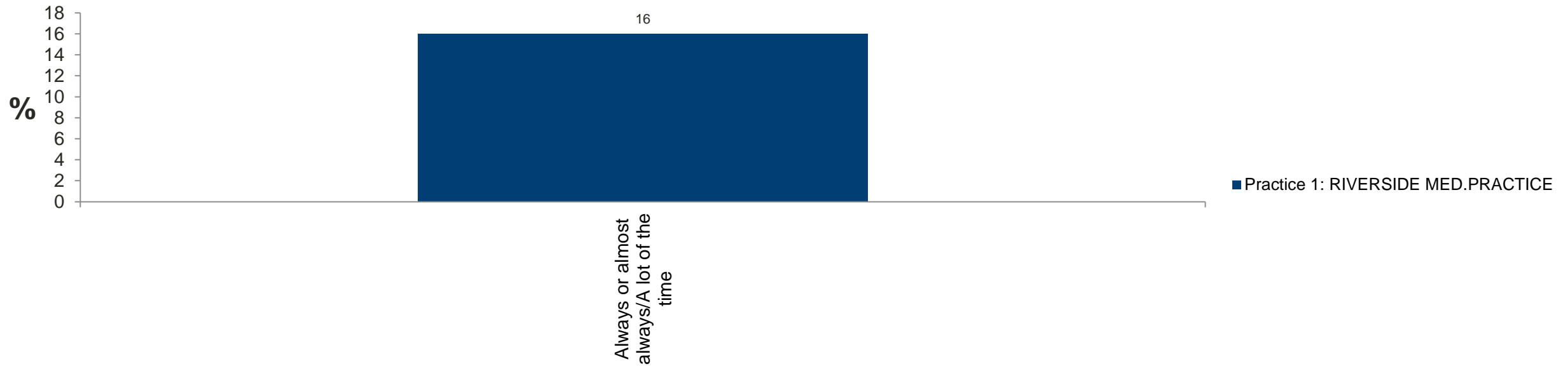
Note: Differences may not be statistically significant, particularly at practice level due to lower numbers of responses.

Summary results - Q10. How often do you see or speak to your preferred GP when you would like to?

Filters: No filter applied

Base: All who have a GP they prefer to see or speak to excluding not tried

Showing weighted data



This report contains data collected between 2 Jan - 6 April 2018 from patients aged 16+ registered with a GP practice in England.

Unweighted Base: Practice 1 (48)

Weighted Base: Practice 1 (56)

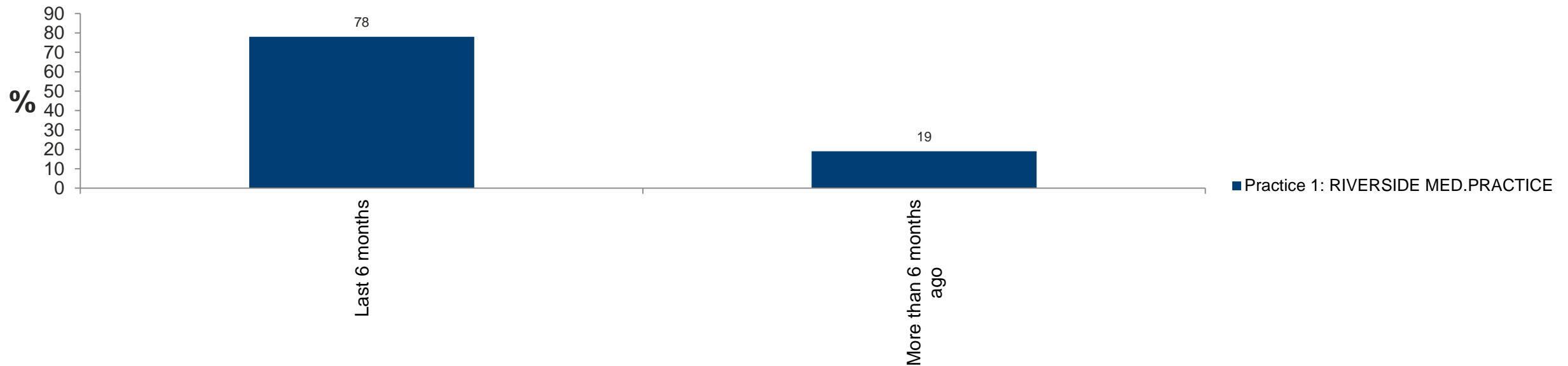
Note: Differences may not be statistically significant, particularly at practice level due to lower numbers of responses.

Summary results - Q11. When did you last try to make a general practice appointment, either for yourself or for someone else?

Filters: No filter applied

Base: All excluding don't know

Showing weighted data



Last 6 months = In the past 3 months + Between 3 and 6 months ago. More than 6 months ago = Between 6 and 12 months ago + More than 12 months ago

This report contains data collected between 2 Jan - 6 April 2018 from patients aged 16+ registered with a GP practice in England.

Unweighted Base: Practice 1 (111)

Weighted Base: Practice 1 (131)

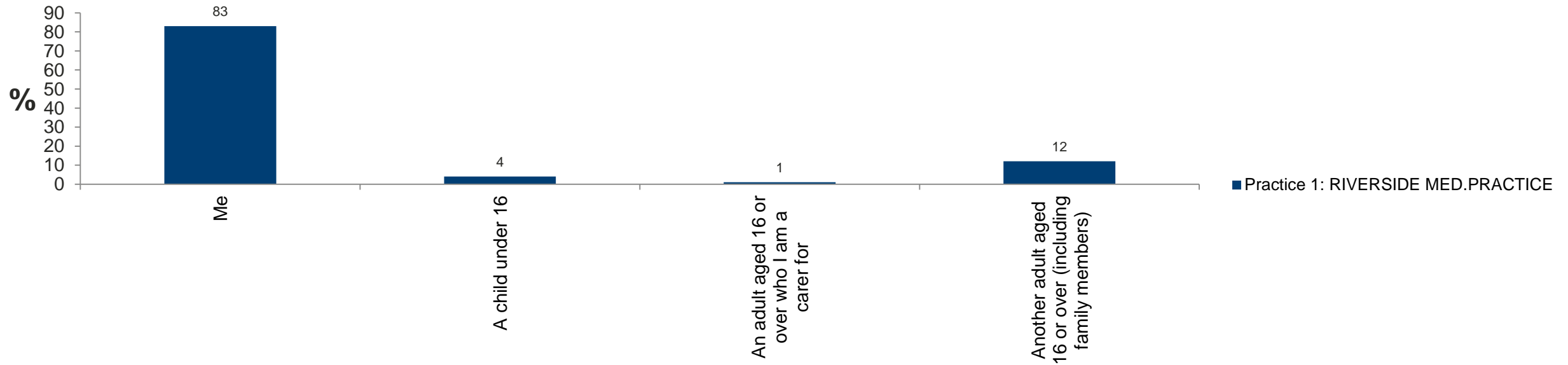
Note: Differences may not be statistically significant, particularly at practice level due to lower numbers of responses.

Showing all responses - Q12. Who was this appointment for?

Filters: No filter applied

Base: All excluding those who have not tried to make an appointment since being registered

Showing weighted data



This report contains data collected between 2 Jan - 6 April 2018 from patients aged 16+ registered with a GP practice in England.

Unweighted Base: Practice 1 (104)

Weighted Base: Practice 1 (123)

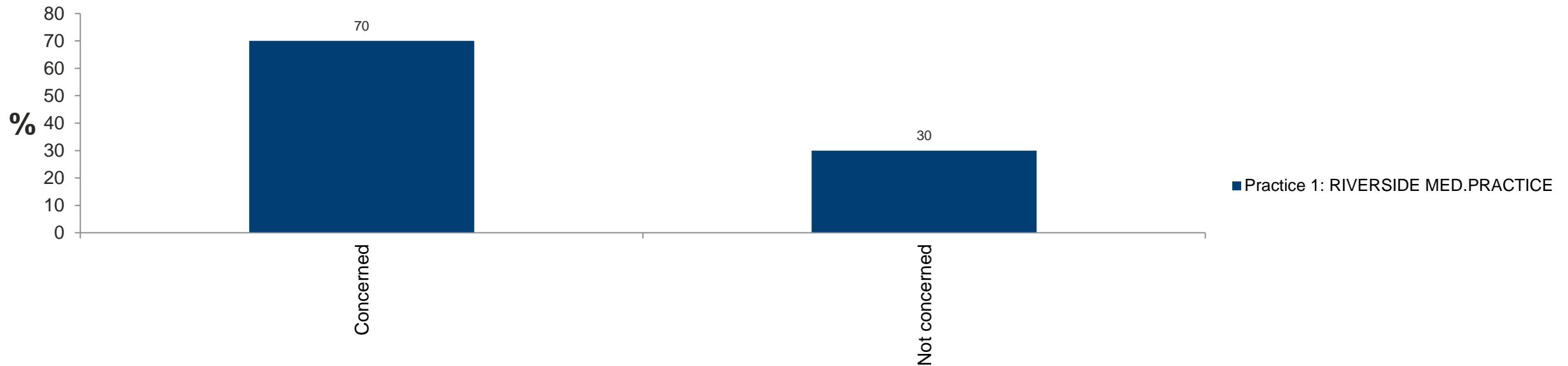
Note: Differences may not be statistically significant, particularly at practice level due to lower numbers of responses.

Summary results - Q13. How concerned were you at the time about your health, or the health of the person you were making this appointment for?

Filters: No filter applied

Base: All excluding those who have not tried to make an appointment since being registered, excluding can't remember

Showing weighted data



Concerned = Very concerned + Fairly concerned. Not concerned = Not very concerned + Not at all concerned

This report contains data collected between 2 Jan - 6 April 2018 from patients aged 16+ registered with a GP practice in England.

Unweighted Base: Practice 1 (104)

Weighted Base: Practice 1 (124)

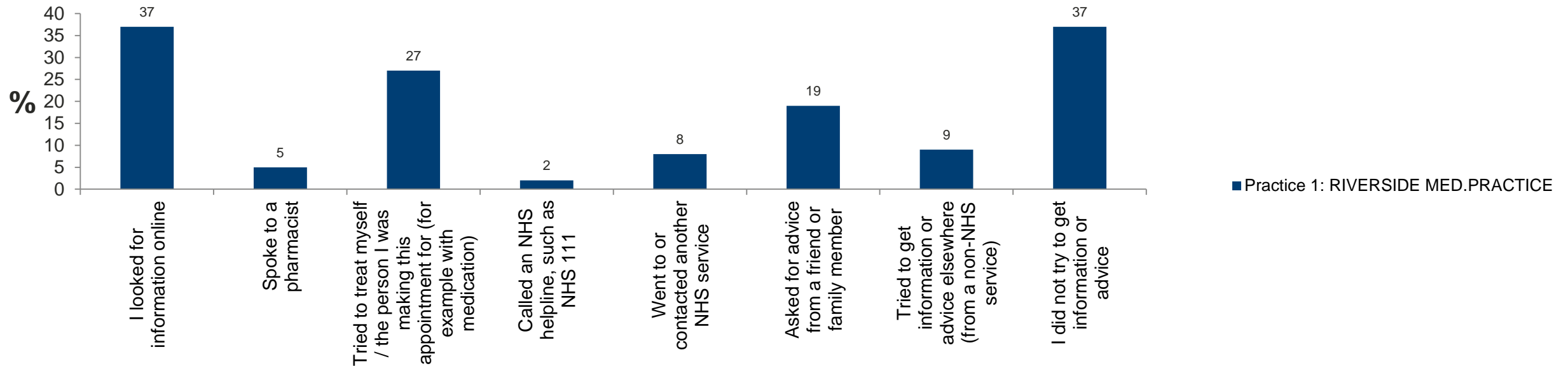
Note: Differences may not be statistically significant, particularly at practice level due to lower numbers of responses.

Showing all responses - Q14. Before you tried to get this appointment, did you do any of the following?

Filters: No filter applied

Base: All excluding those who have not tried to make an appointment since being registered

Showing weighted data



This report contains data collected between 2 Jan - 6 April 2018 from patients aged 16+ registered with a GP practice in England.

Unweighted Base: Practice 1 (101)

Weighted Base: Practice 1 (121)

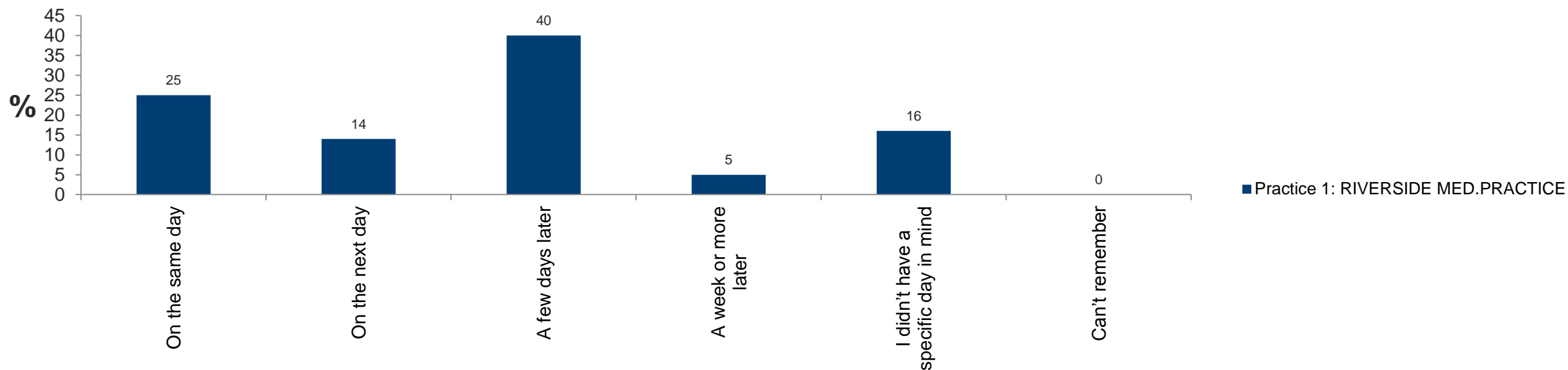
Note: Differences may not be statistically significant, particularly at practice level due to lower numbers of responses.

Showing all responses - Q15. When would you have liked this appointment to be?

Filters: No filter applied

Base: All excluding those who have not tried to make an appointment since being registered

Showing weighted data



This report contains data collected between 2 Jan - 6 April 2018 from patients aged 16+ registered with a GP practice in England.

Unweighted Base: Practice 1 (102)

Weighted Base: Practice 1 (120)

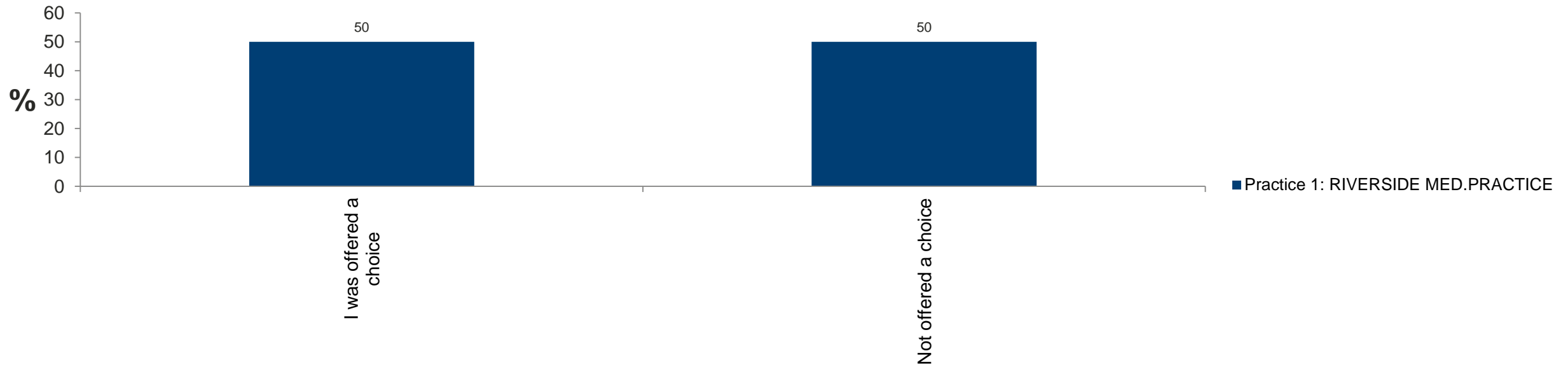
Note: Differences may not be statistically significant, particularly at practice level due to lower numbers of responses.

Summary results - Q16. On this occasion, were you offered a choice of appointment?

Filters: No filter applied

Base: All excluding those who have not tried to make an appointment since being registered, excluding can't remember and doesn't apply

Showing weighted data



Offered a choice = choice of place + time/day + healthcare professional

This report contains data collected between 2 Jan - 6 April 2018 from patients aged 16+ registered with a GP practice in England.

Unweighted Base: Practice 1 (89)

Weighted Base: Practice 1 (102)

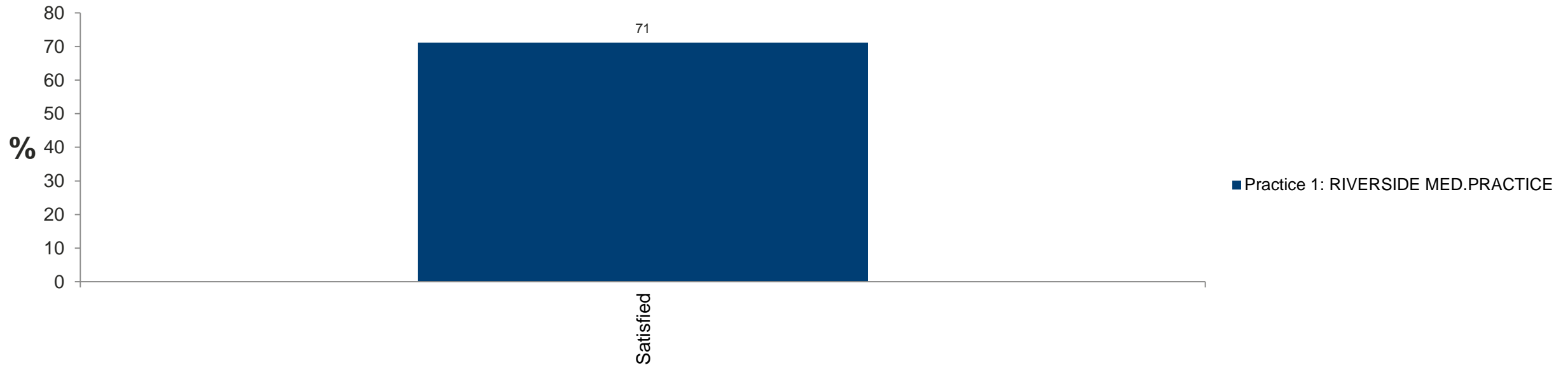
Note: Differences may not be statistically significant, particularly at practice level due to lower numbers of responses.

Summary results - Q17. Were you satisfied with the type of appointment (or appointments) you were offered?

Filters: No filter applied

Base: All excluding those who have not tried to make an appointment since being registered

Showing weighted data



Satisfied = Yes, and I accepted an appointment

This report contains data collected between 2 Jan - 6 April 2018 from patients aged 16+ registered with a GP practice in England.

Unweighted Base: Practice 1 (106)

Weighted Base: Practice 1 (126)

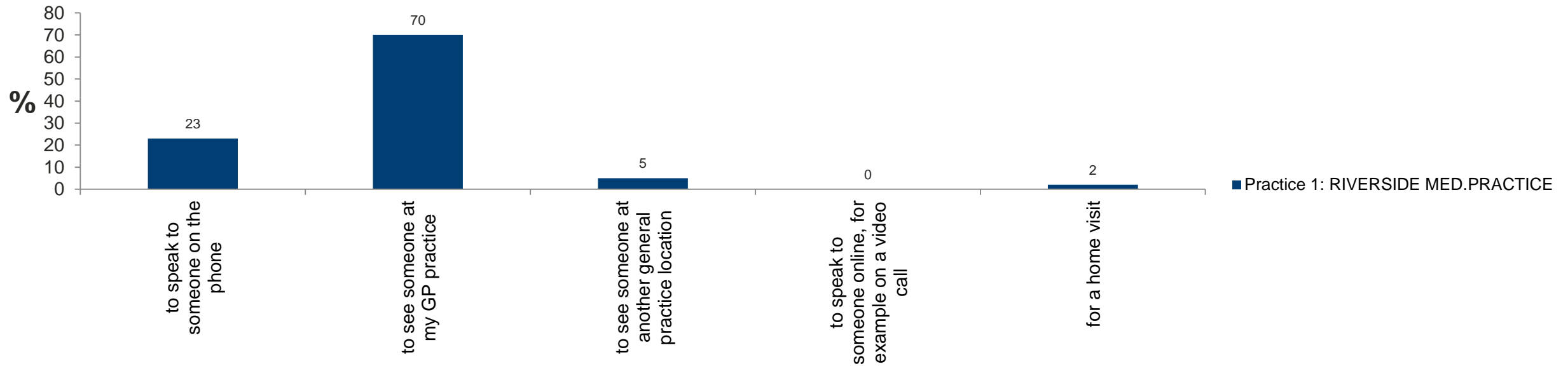
Note: Differences may not be statistically significant, particularly at practice level due to lower numbers of responses.

Showing all responses - Q20. What type of appointment did you get?

Filters: No filter applied

Base: All who accepted an appointment

Showing weighted data



This report contains data collected between 2 Jan - 6 April 2018 from patients aged 16+ registered with a GP practice in England.

Unweighted Base: Practice 1 (95)

Weighted Base: Practice 1 (112)

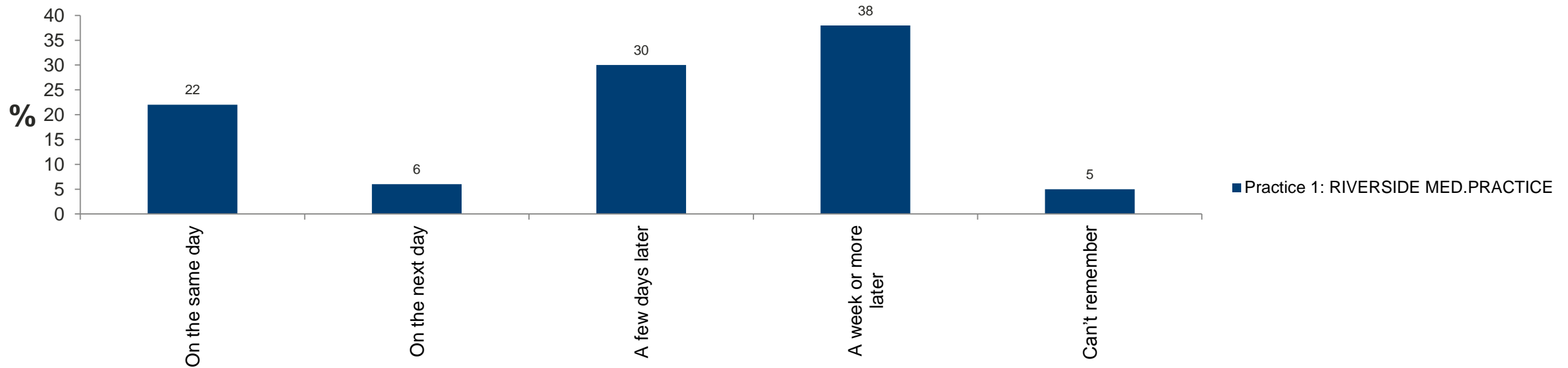
Note: Differences may not be statistically significant, particularly at practice level due to lower numbers of responses.

Showing all responses - Q21. How long after initially trying to book the appointment did the appointment take place?

Filters: No filter applied

Base: All who accepted an appointment

Showing weighted data



This report contains data collected between 2 Jan - 6 April 2018 from patients aged 16+ registered with a GP practice in England.

Unweighted Base: Practice 1 (100)

Weighted Base: Practice 1 (119)

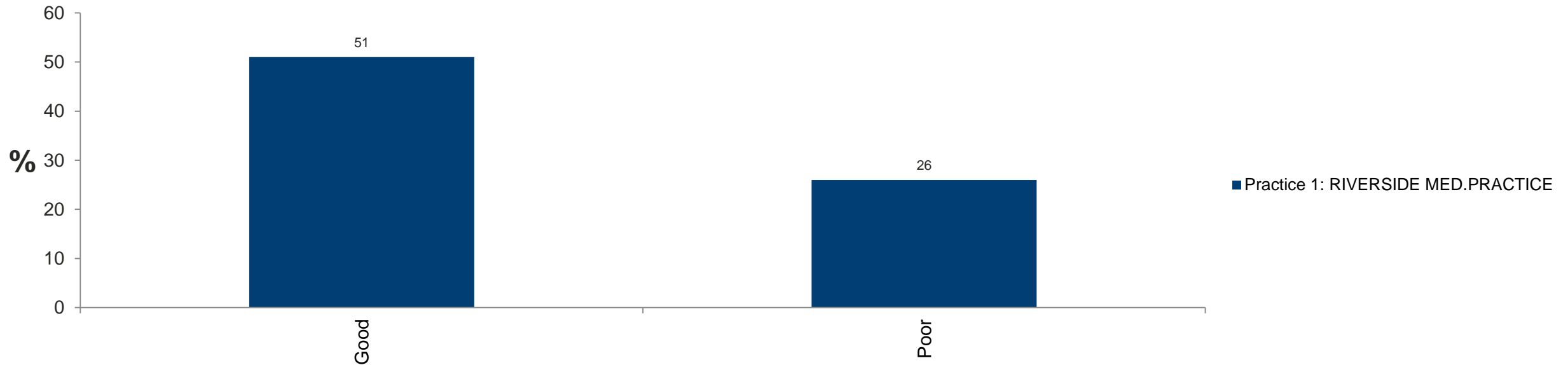
Note: Differences may not be statistically significant, particularly at practice level due to lower numbers of responses.

Summary results - Q22. Overall, how would you describe your experience of making an appointment?

Filters: No filter applied

Base: All excluding those who have not tried to make an appointment since being registered

Showing weighted data



Good = Very good + Fairly good. Poor = Fairly poor + Very poor

This report contains data collected between 2 Jan - 6 April 2018 from patients aged 16+ registered with a GP practice in England.

Unweighted Base: Practice 1 (106)

Weighted Base: Practice 1 (124)

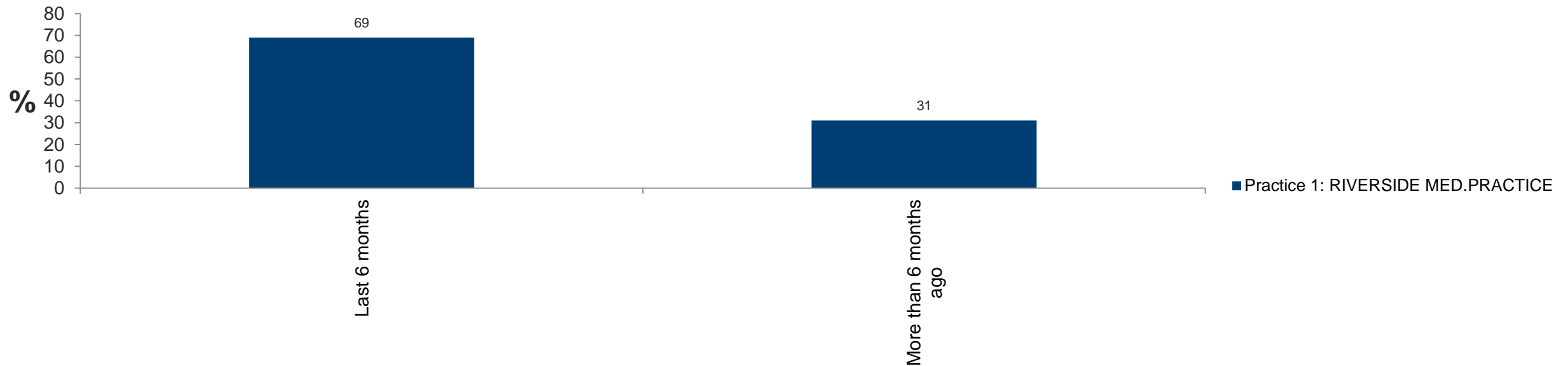
Note: Differences may not be statistically significant, particularly at practice level due to lower numbers of responses.

Summary results - Q23. When was your last general practice appointment?

Filters: No filter applied

Base: All excluding those who haven't had an appointment since being registered with their current GP practice

Showing weighted data



Last 6 months = In the past 3 months + Between 3 and 6 months ago. More than 6 months ago = Between 6 and 12 months ago + More than 12 months ago

This report contains data collected between 2 Jan - 6 April 2018 from patients aged 16+ registered with a GP practice in England.

Unweighted Base: Practice 1 (111)

Weighted Base: Practice 1 (132)

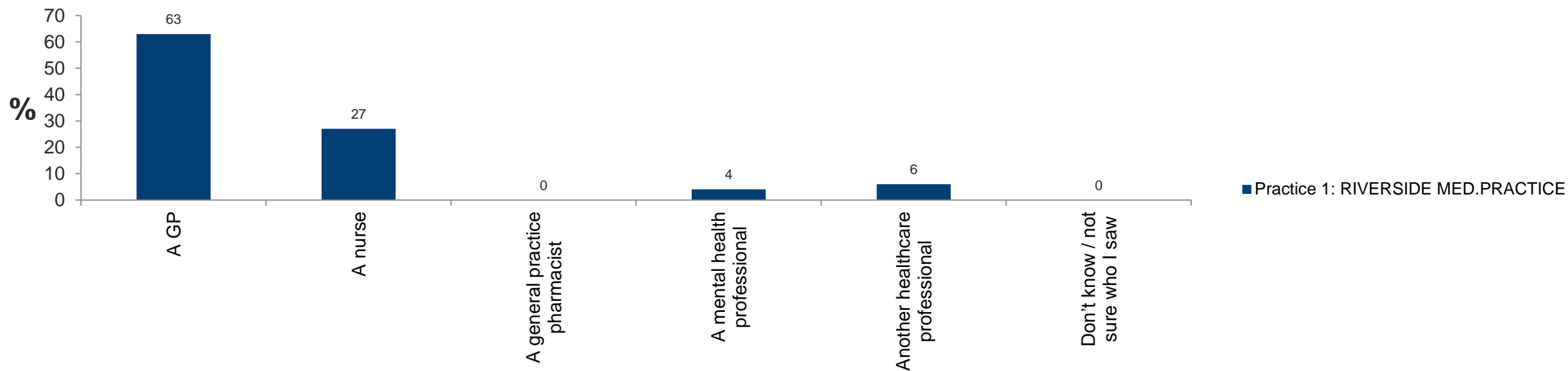
Note: Differences may not be statistically significant, particularly at practice level due to lower numbers of responses.

Showing all responses - Q24. Who was your last general practice appointment with?

Filters: No filter applied

Base: All who had an appointment in the last 12 months

Showing weighted data



This report contains data collected between 2 Jan - 6 April 2018 from patients aged 16+ registered with a GP practice in England.

Unweighted Base: Practice 1 (108)

Weighted Base: Practice 1 (129)

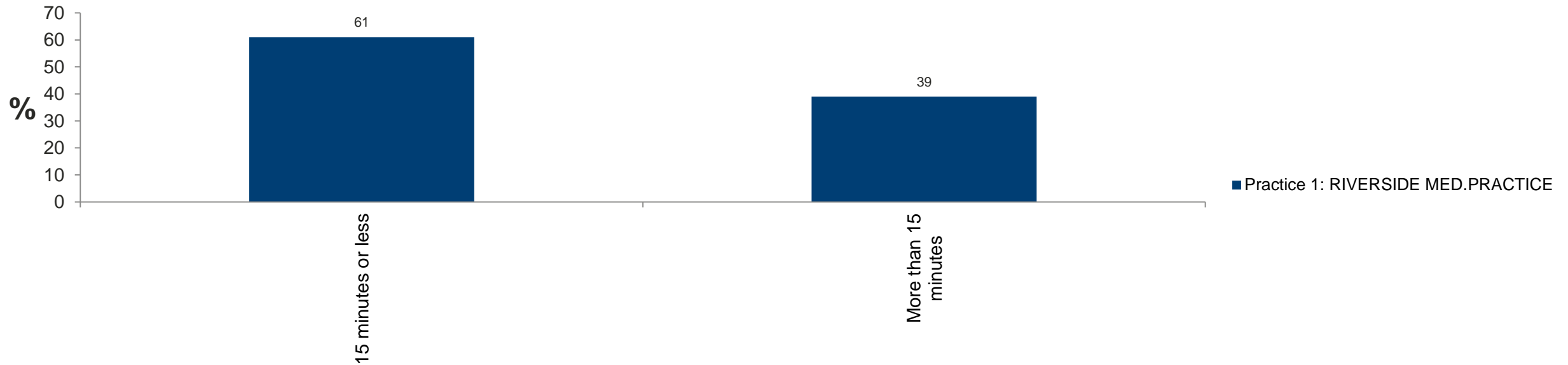
Note: Differences may not be statistically significant, particularly at practice level due to lower numbers of responses.

Summary results - Q25. How long after your appointment time did you wait to see or speak to a healthcare professional?

Filters: No filter applied

Showing weighted data

Base: All who had an appointment in the last 12 months, excluding can't remember and I didn't have an appointment at a set time



15 minutes or less = 5 minutes or less + Between 5 and 15 minutes. More than 15 minutes = 15 to 30 minutes + More than 30 minutes

This report contains data collected between 2 Jan - 6 April 2018 from patients aged 16+ registered with a GP practice in England.

Unweighted Base: Practice 1 (84)

Weighted Base: Practice 1 (100)

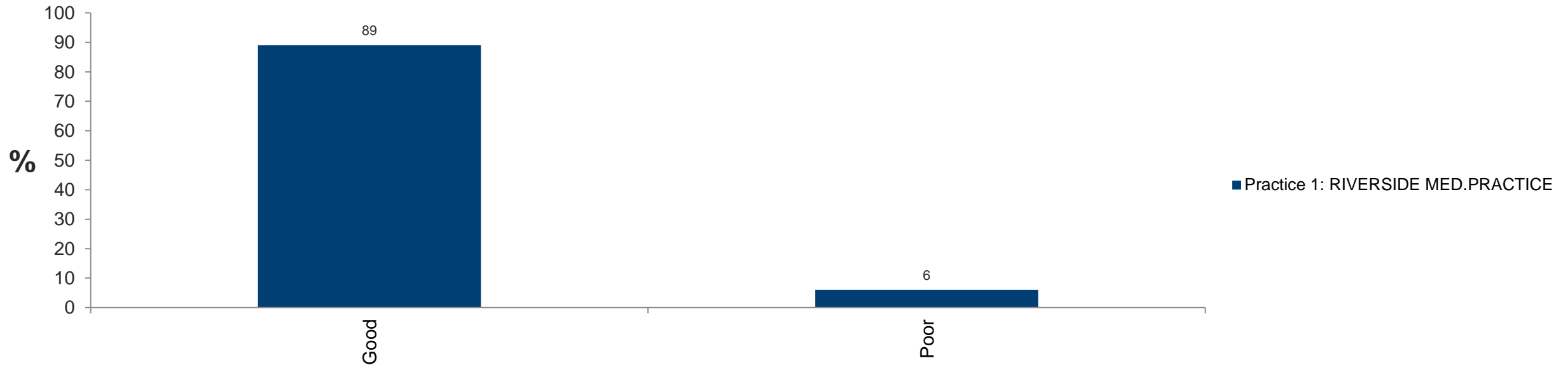
Note: Differences may not be statistically significant, particularly at practice level due to lower numbers of responses.

Summary results - Q26a. Last time you had a general practice appointment, how good was the healthcare professional at giving you enough time?

Filters: No filter applied

Base: All who had an appointment in the last 12 months, excluding doesn't apply

Showing weighted data



Good = Very good + Good. Poor = Poor + Very poor

This report contains data collected between 2 Jan - 6 April 2018 from patients aged 16+ registered with a GP practice in England.

Unweighted Base: Practice 1 (104)

Weighted Base: Practice 1 (123)

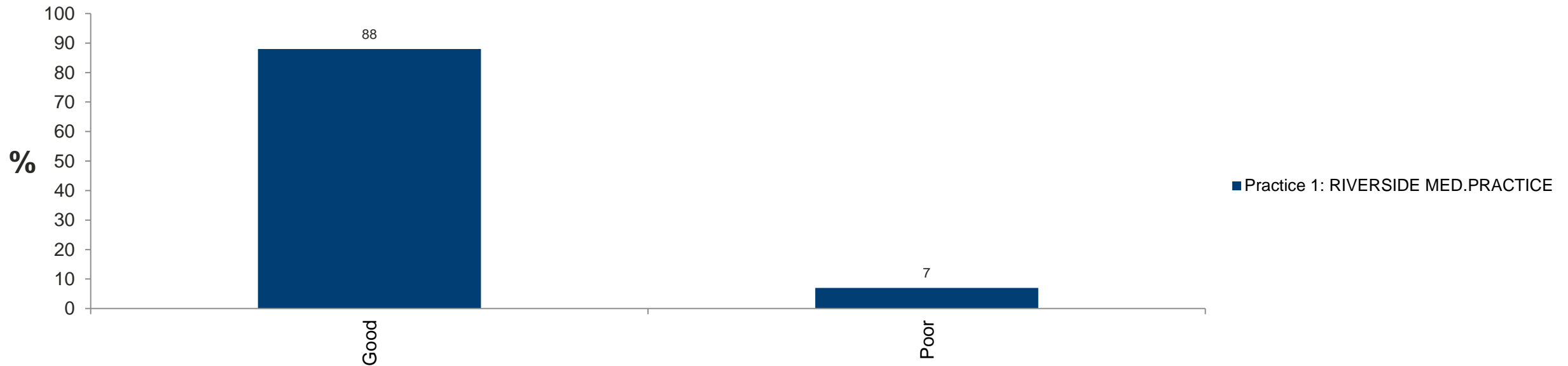
Note: Differences may not be statistically significant, particularly at practice level due to lower numbers of responses.

Summary results - Q26b. Last time you had a general practice appointment, how good was the healthcare professional at listening to you?

Filters: No filter applied

Base: All who had an appointment in the last 12 months, excluding doesn't apply

Showing weighted data



Good = Very good + Good. Poor = Poor + Very poor

This report contains data collected between 2 Jan - 6 April 2018 from patients aged 16+ registered with a GP practice in England.

Unweighted Base: Practice 1 (105)

Weighted Base: Practice 1 (125)

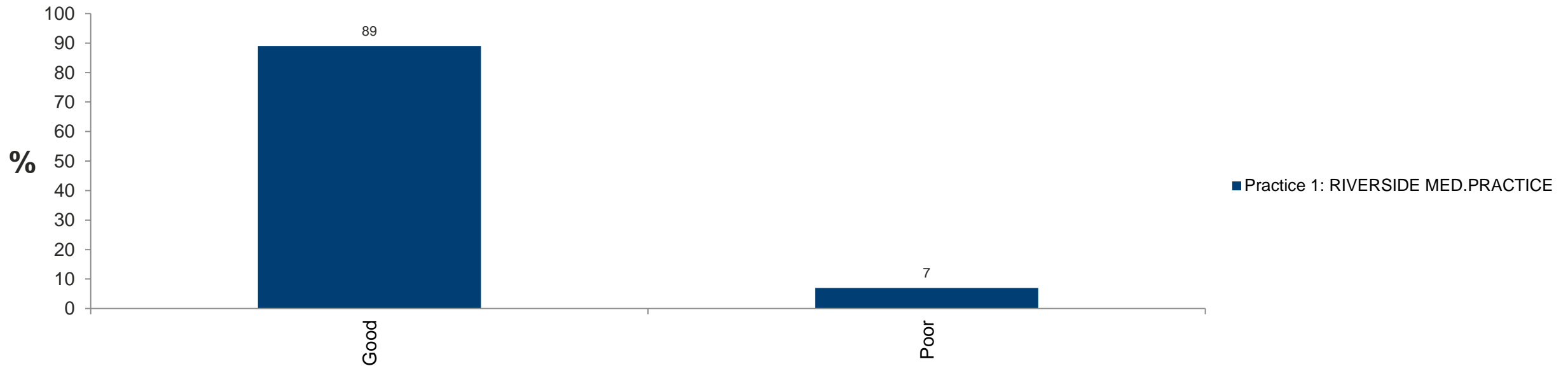
Note: Differences may not be statistically significant, particularly at practice level due to lower numbers of responses.

Summary results - Q26c. Last time you had a general practice appointment, how good was the healthcare professional at treating you with care and concern?

Filters: No filter applied

Base: All who had an appointment in the last 12 months, excluding doesn't apply

Showing weighted data



Good = Very good + Good. Poor = Poor + Very poor

This report contains data collected between 2 Jan - 6 April 2018 from patients aged 16+ registered with a GP practice in England.

Unweighted Base: Practice 1 (106)

Weighted Base: Practice 1 (125)

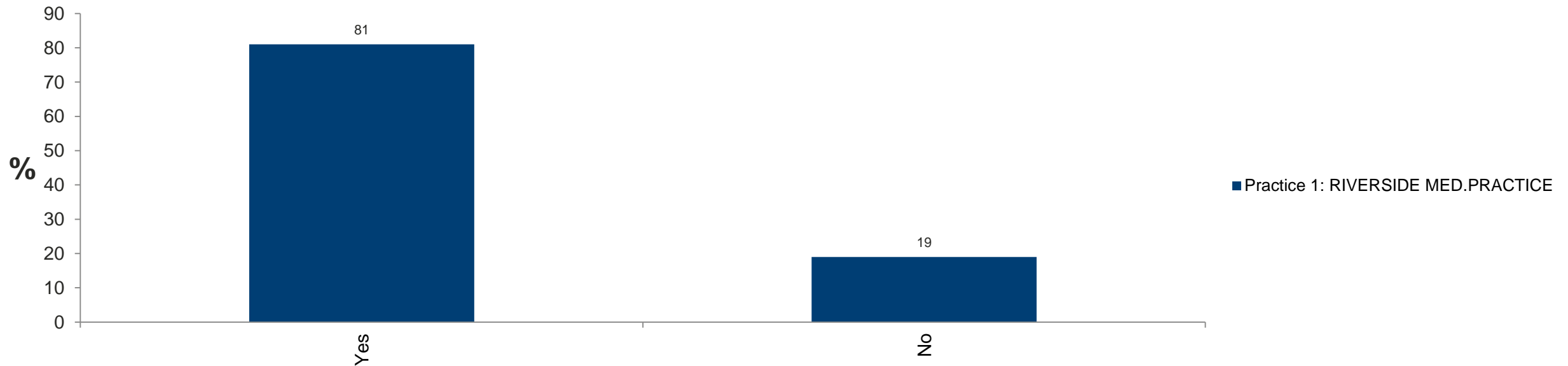
Note: Differences may not be statistically significant, particularly at practice level due to lower numbers of responses.

Summary results - Q27. During your last general practice appointment, did you feel that the healthcare professional recognised and/or understood any mental health needs that you might have had?

Filters: No filter applied

Showing weighted data

Base: All who had an appointment in the last 12 months, excluding those who did not have any mental health needs and who say this did not apply to their last appointment



Yes = Yes, definitely + Yes, to some extent

This report contains data collected between 2 Jan - 6 April 2018 from patients aged 16+ registered with a GP practice in England.

Unweighted Base: Practice 1 (43)

Weighted Base: Practice 1 (53)

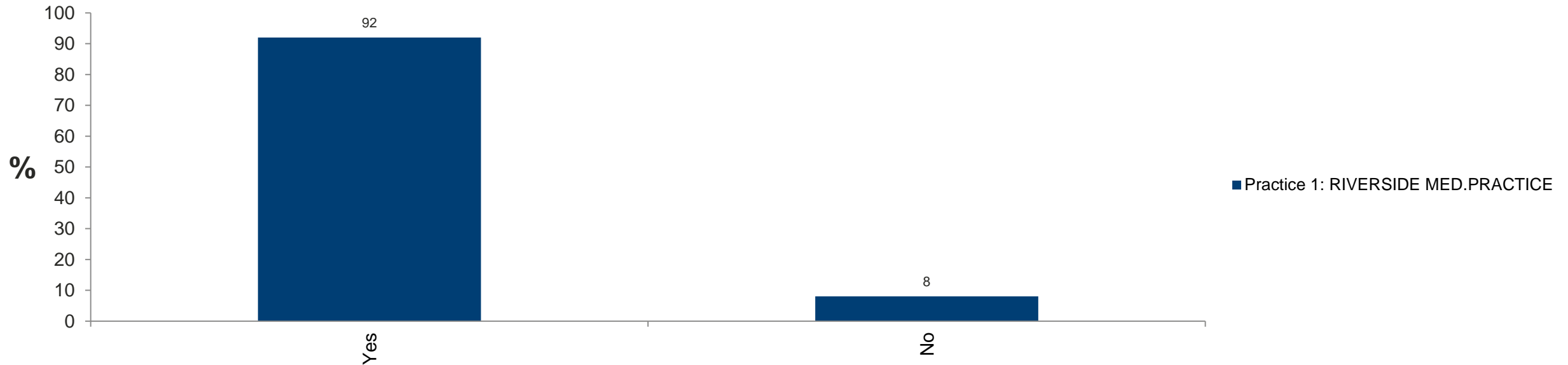
Note: Differences may not be statistically significant, particularly at practice level due to lower numbers of responses.

Summary results - Q28. During your last general practice appointment, were you involved as much as you wanted to be in decisions about your care and treatment?

Filters: No filter applied

Base: All who had an appointment in the last 12 months, excluding don't know and doesn't apply

Showing weighted data



Yes = Yes, definitely + Yes, to some extent

This report contains data collected between 2 Jan - 6 April 2018 from patients aged 16+ registered with a GP practice in England.

Unweighted Base: Practice 1 (99)

Weighted Base: Practice 1 (117)

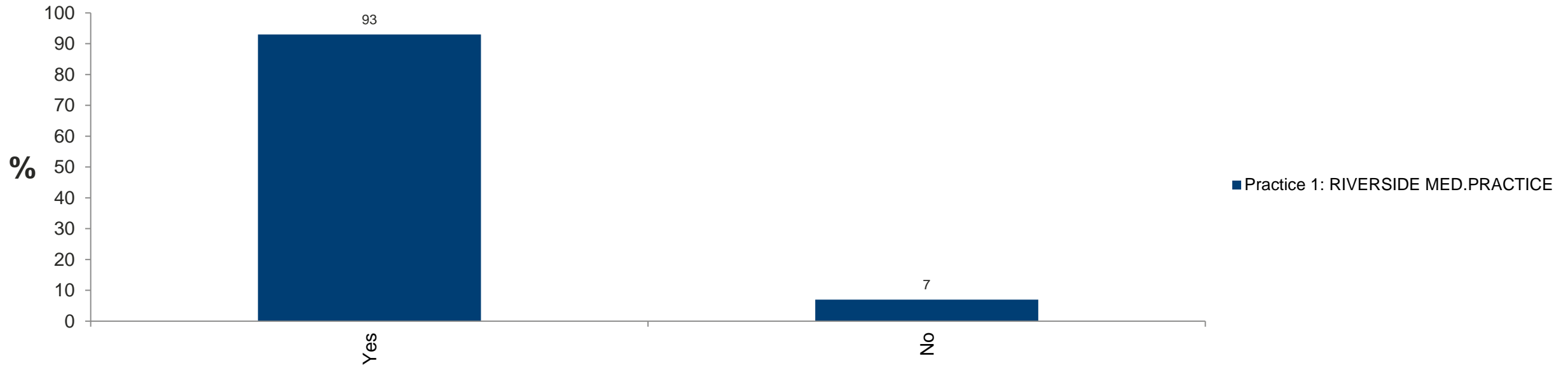
Note: Differences may not be statistically significant, particularly at practice level due to lower numbers of responses.

Summary results - Q29. During your last general practice appointment, did you have confidence and trust in the healthcare professional you saw or spoke to?

Filters: No filter applied

Base: All who had an appointment in the last 12 months, excluding don't know/can't say

Showing weighted data



Yes = Yes, definitely + Yes, to some extent

This report contains data collected between 2 Jan - 6 April 2018 from patients aged 16+ registered with a GP practice in England.

Unweighted Base: Practice 1 (106)

Weighted Base: Practice 1 (126)

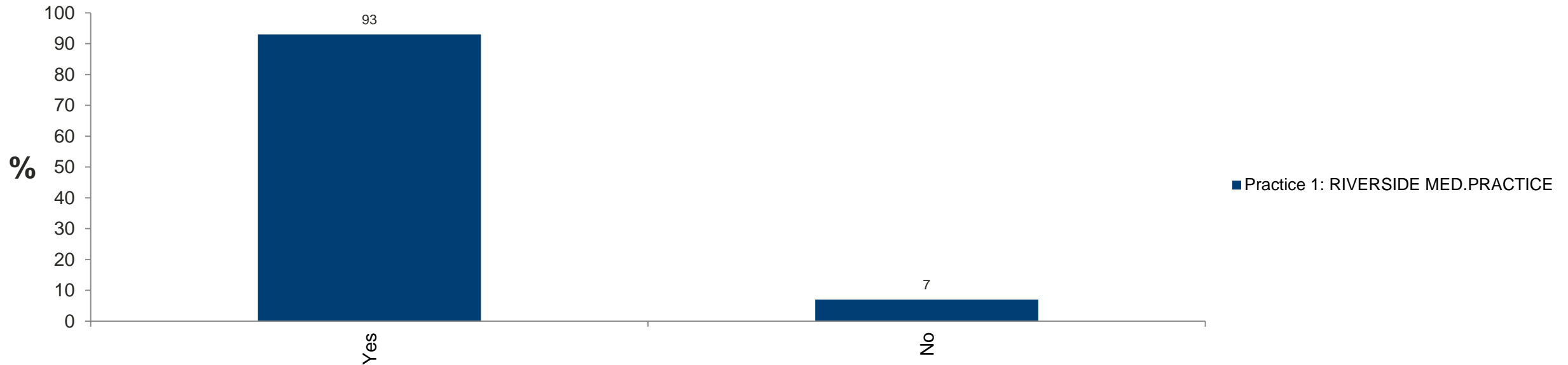
Note: Differences may not be statistically significant, particularly at practice level due to lower numbers of responses.

Summary results - Q30. Thinking about the reason for your last general practice appointment, were your needs met?

Filters: No filter applied

Base: All who had an appointment in the last 12 months, excluding don't know/can't say

Showing weighted data



Yes = Yes, definitely + Yes, to some extent

This report contains data collected between 2 Jan - 6 April 2018 from patients aged 16+ registered with a GP practice in England.

Unweighted Base: Practice 1 (107)

Weighted Base: Practice 1 (127)

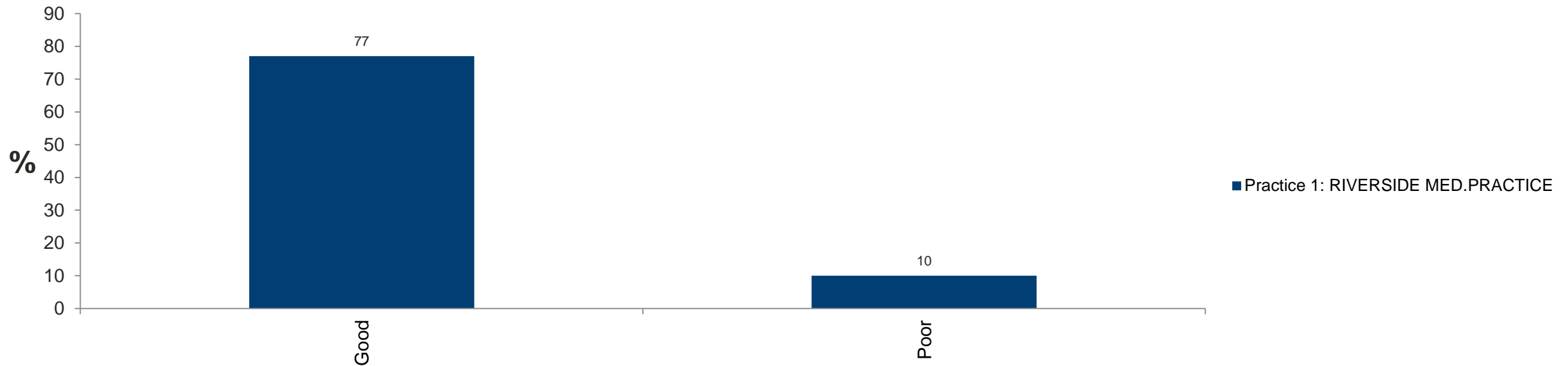
Note: Differences may not be statistically significant, particularly at practice level due to lower numbers of responses.

Summary results - Q31. Overall, how would you describe your experience of your GP practice?

Filters: No filter applied

Base: All patients

Showing weighted data



Good = Very good + Fairly good. Poor = Fairly poor + Very poor

This report contains data collected between 2 Jan - 6 April 2018 from patients aged 16+ registered with a GP practice in England.

Unweighted Base: Practice 1 (114)

Weighted Base: Practice 1 (135)

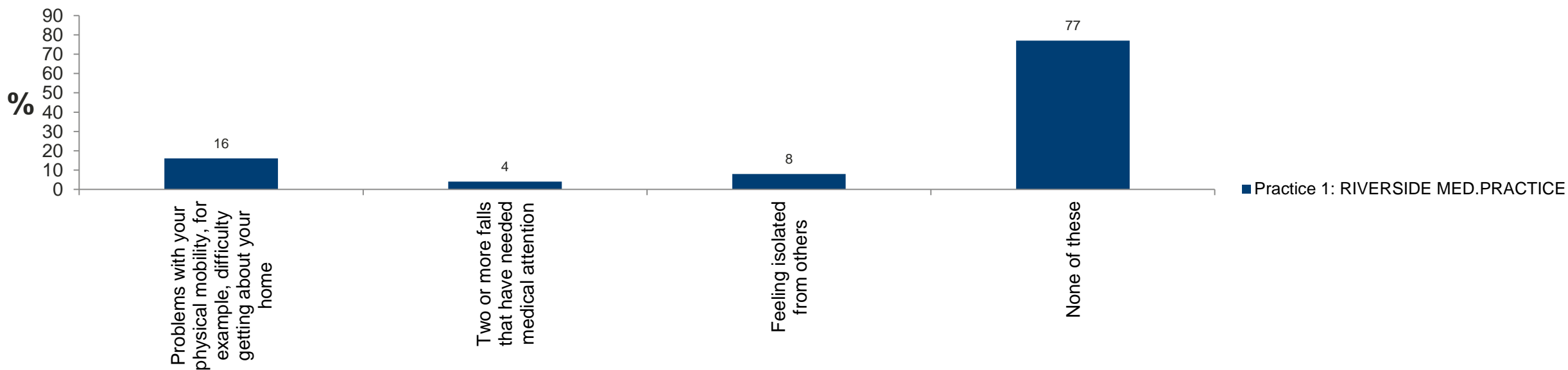
Note: Differences may not be statistically significant, particularly at practice level due to lower numbers of responses.

Showing all responses - Q32. Have you experienced any of the following over the last 12 months?

Filters: No filter applied

Base: All patients

Showing weighted data



This report contains data collected between 2 Jan - 6 April 2018 from patients aged 16+ registered with a GP practice in England.

Unweighted Base: Practice 1 (114)

Weighted Base: Practice 1 (135)

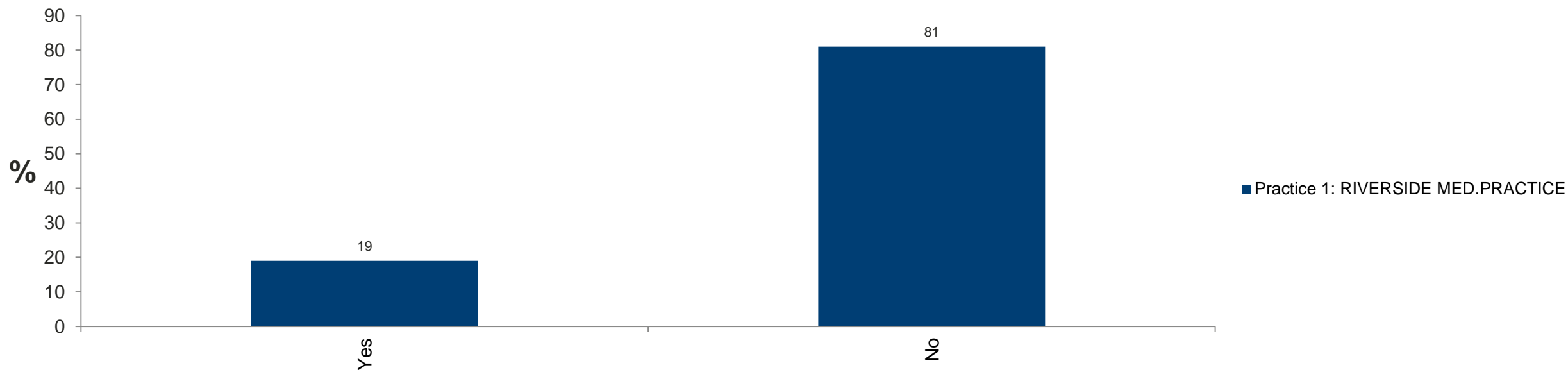
Note: Differences may not be statistically significant, particularly at practice level due to lower numbers of responses.

Showing all responses - Q33. Do you take 5 or more medications on a regular basis?

Filters: No filter applied

Base: All patients

Showing weighted data



This report contains data collected between 2 Jan - 6 April 2018 from patients aged 16+ registered with a GP practice in England.

Unweighted Base: Practice 1 (114)

Weighted Base: Practice 1 (135)

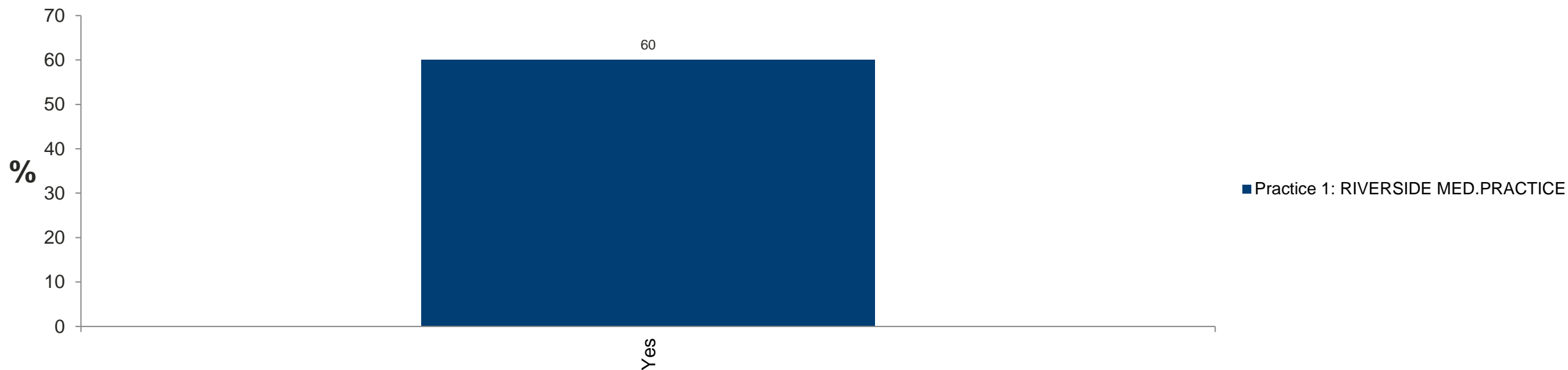
Note: Differences may not be statistically significant, particularly at practice level due to lower numbers of responses.

Summary results - Q34. Do you have any long-term physical or mental health conditions, disabilities or illnesses?

Filters: No filter applied

Base: All excluding don't know/can't say

Showing weighted data



This report contains data collected between 2 Jan - 6 April 2018 from patients aged 16+ registered with a GP practice in England.

Unweighted Base: Practice 1 (113)

Weighted Base: Practice 1 (134)

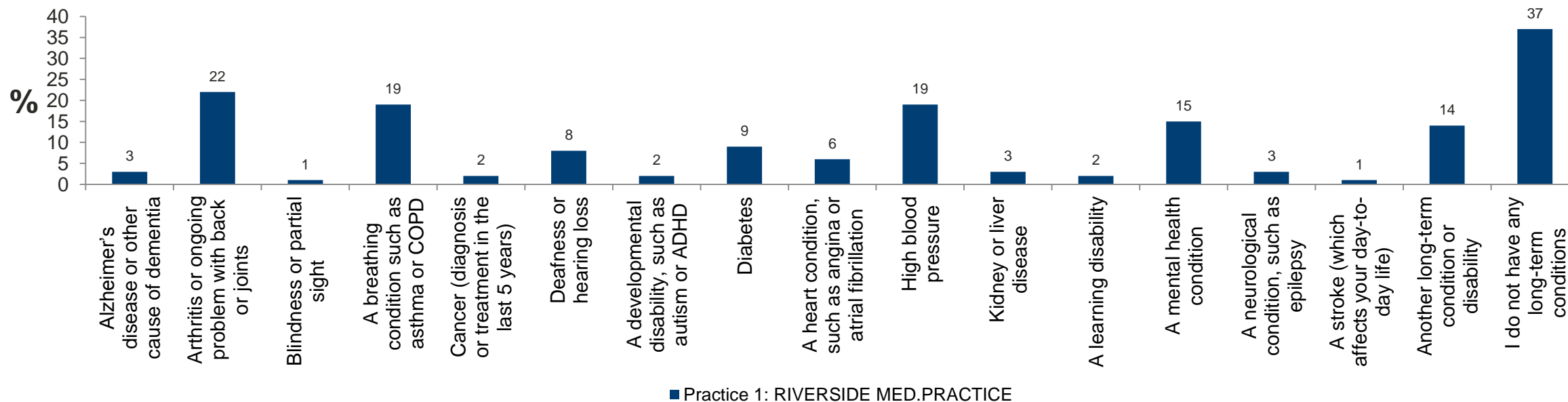
Note: Differences may not be statistically significant, particularly at practice level due to lower numbers of responses.

Showing all responses - Q35. Which, if any, of the following long-term conditions do you have?

Filters: No filter applied

Base: All excluding those who prefer not to say if they have a long-term condition

Showing weighted data



This report contains data collected between 2 Jan - 6 April 2018 from patients aged 16+ registered with a GP practice in England.

Unweighted Base: Practice 1 (107)

Weighted Base: Practice 1 (127)

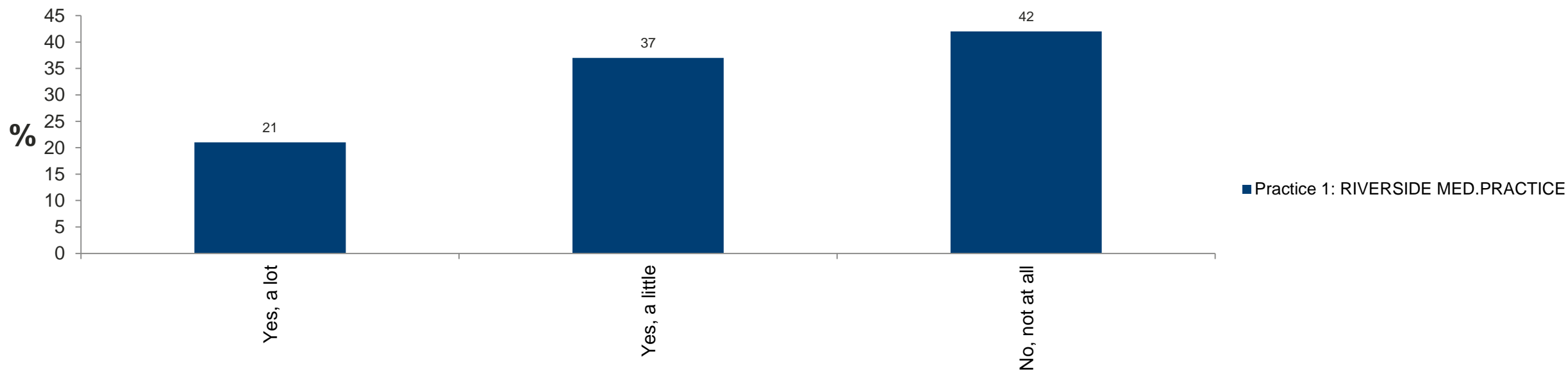
Note: Differences may not be statistically significant, particularly at practice level due to lower numbers of responses.

Showing all responses - Q36. Do any of these conditions reduce your ability to carry out your day-to-day activities?

Filters: No filter applied

Base: All with a long-term condition

Showing weighted data



This report contains data collected between 2 Jan - 6 April 2018 from patients aged 16+ registered with a GP practice in England.

Unweighted Base: Practice 1 (77)

Weighted Base: Practice 1 (80)

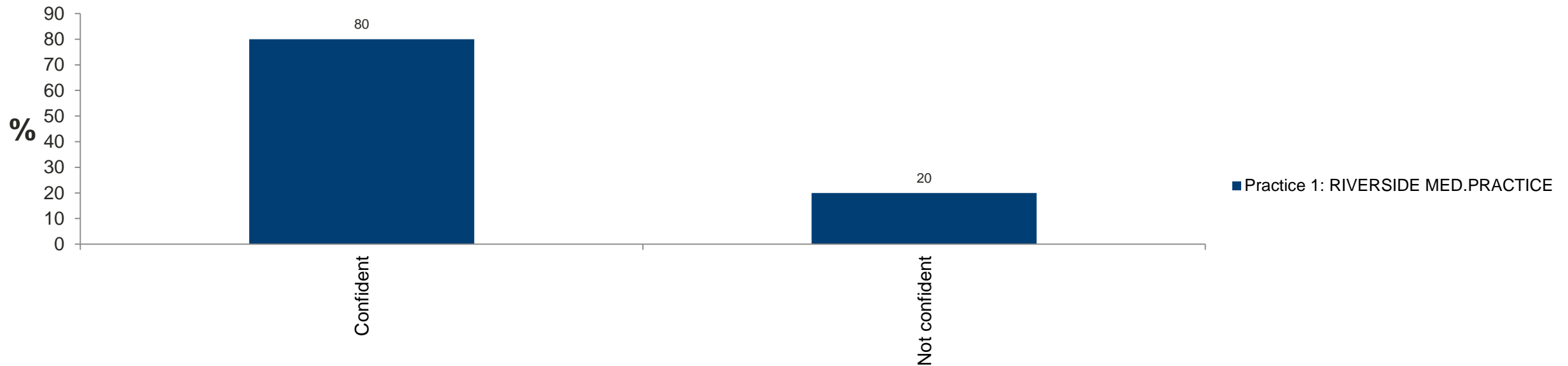
Note: Differences may not be statistically significant, particularly at practice level due to lower numbers of responses.

Summary results - Q37. How confident are you that you can manage any issues arising from your condition (or conditions)?

Filters: No filter applied

Base: All with a long-term condition, excluding don't know

Showing weighted data



Confident = Very confident + Fairly confident. Not confident = Not very confident + Not at all confident

This report contains data collected between 2 Jan - 6 April 2018 from patients aged 16+ registered with a GP practice in England.

Unweighted Base: Practice 1 (75)

Weighted Base: Practice 1 (77)

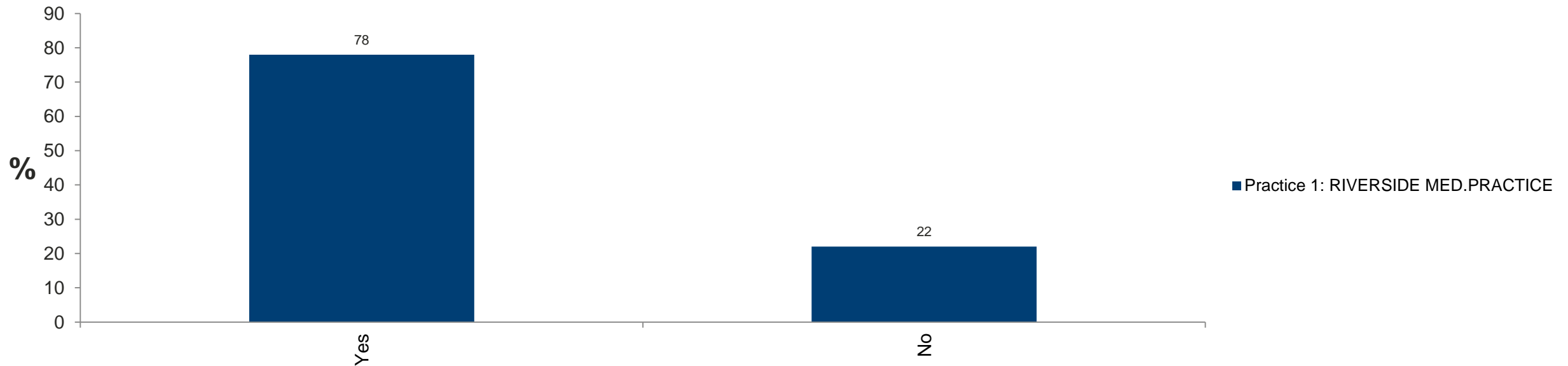
Note: Differences may not be statistically significant, particularly at practice level due to lower numbers of responses.

Summary results - Q38. In the last 12 months, have you had enough support from local services or organisations to help you to manage your condition (or conditions)?

Filters: No filter applied

Base: All with a long-term condition, excluding those who haven't needed support and don't know/can't say

Showing weighted data



Yes = Yes, definitely + Yes, to some extent

This report contains data collected between 2 Jan - 6 April 2018 from patients aged 16+ registered with a GP practice in England.

Unweighted Base: Practice 1 (42)

Weighted Base: Practice 1 (49)

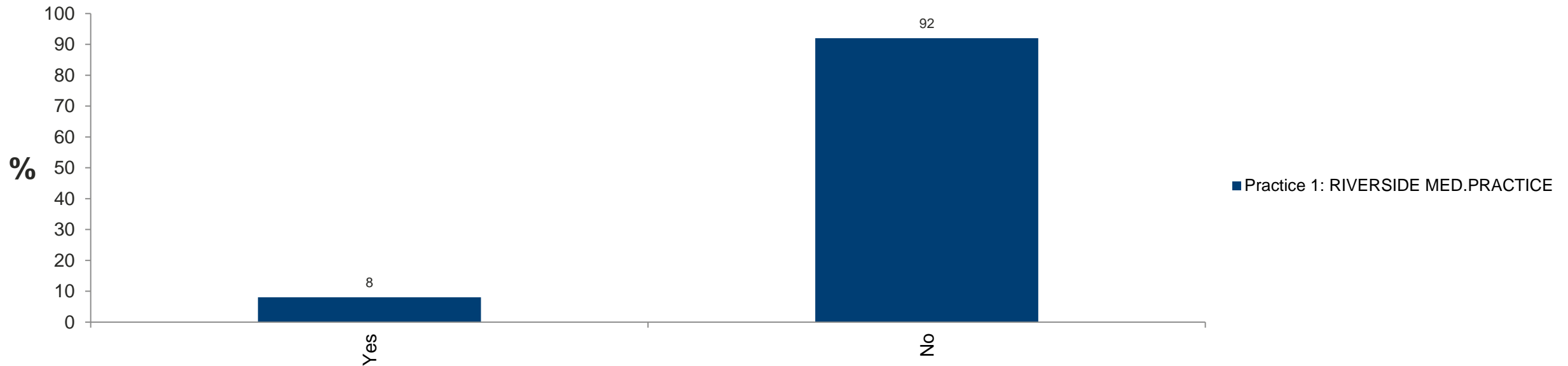
Note: Differences may not be statistically significant, particularly at practice level due to lower numbers of responses.

Showing all responses - Q39. In the last 12 months have you had any unexpected stays in hospital because of your condition (or conditions)?

Showing weighted data

Filters: No filter applied

Base: All with a long-term condition



This report contains data collected between 2 Jan - 6 April 2018 from patients aged 16+ registered with a GP practice in England.

Unweighted Base: Practice 1 (77)

Weighted Base: Practice 1 (80)

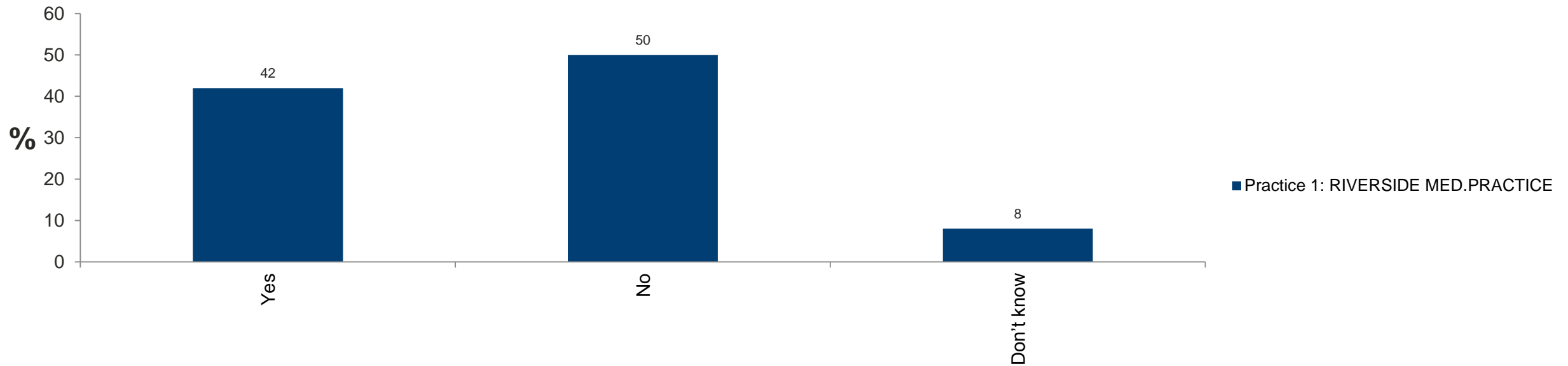
Note: Differences may not be statistically significant, particularly at practice level due to lower numbers of responses.

Showing all responses - Q40. Have you had a conversation with a healthcare professional from your GP practice to discuss what is important to you when managing your condition (or conditions)?

Filters: No filter applied

Base: All with a long-term condition

Showing weighted data



This report contains data collected between 2 Jan - 6 April 2018 from patients aged 16+ registered with a GP practice in England.

Unweighted Base: Practice 1 (75)

Weighted Base: Practice 1 (79)

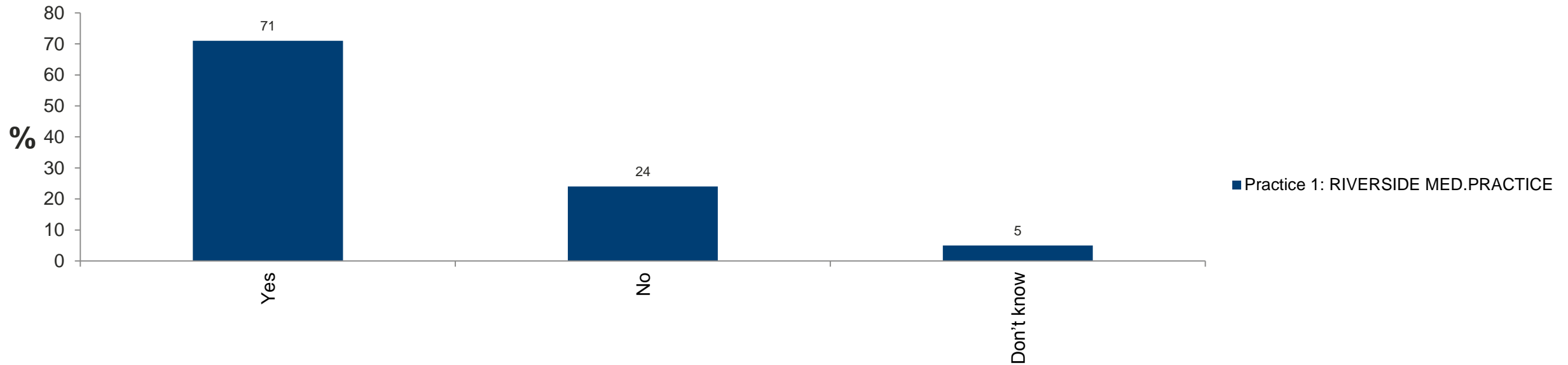
Note: Differences may not be statistically significant, particularly at practice level due to lower numbers of responses.

Showing all responses - Q41. Have you agreed a plan with a healthcare professional from your GP practice to manage your condition (or conditions)?

Filters: No filter applied

Base: All who have had a conversation with a healthcare professional about managing their condition

Showing weighted data



This report contains data collected between 2 Jan - 6 April 2018 from patients aged 16+ registered with a GP practice in England.

Unweighted Base: Practice 1 (31)

Weighted Base: Practice 1 (31)

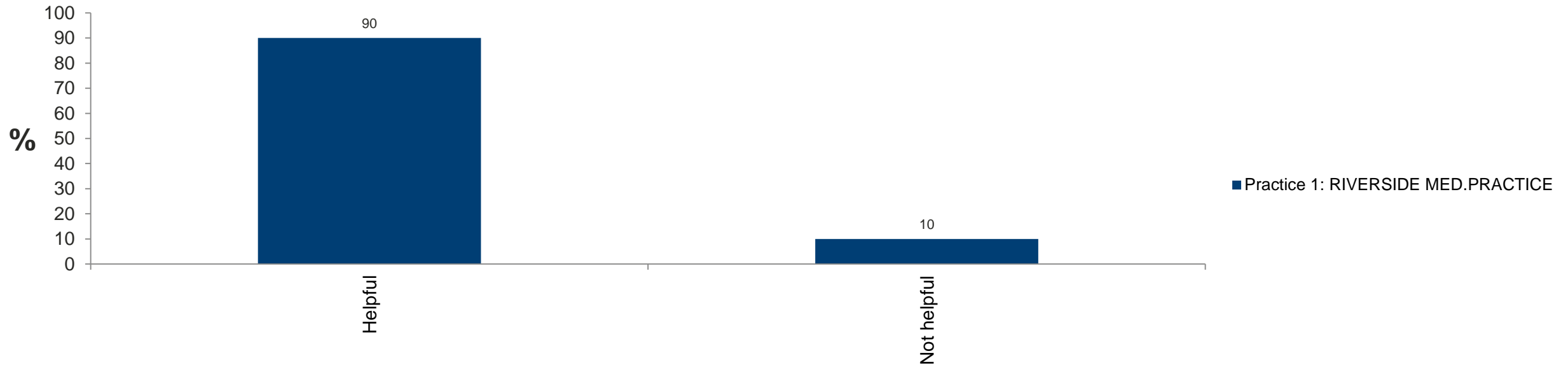
Note: Differences may not be statistically significant, particularly at practice level due to lower numbers of responses.

Summary results - Q42. How helpful have you found this plan in managing your condition (or conditions)?

Filters: No filter applied

Base: All who have had a conversation with a healthcare professional about managing their condition, excluding don't know

Showing weighted data



Helpful = Very helpful + Fairly helpful. Not helpful = Not very helpful + Not at all helpful

This report contains data collected between 2 Jan - 6 April 2018 from patients aged 16+ registered with a GP practice in England.

Unweighted Base: Practice 1 (21)

Weighted Base: Practice 1 (22)

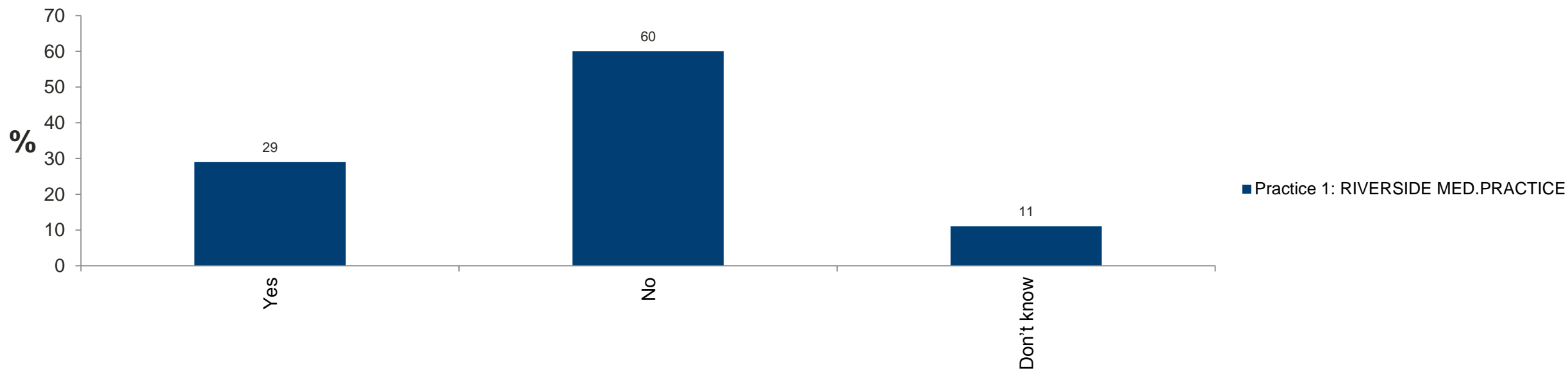
Note: Differences may not be statistically significant, particularly at practice level due to lower numbers of responses.

Showing all responses - Q43. Have you been given (or offered) a written or printed copy of this plan?

Filters: No filter applied

Base: All who have had a conversation with a healthcare professional about managing their condition

Showing weighted data



This report contains data collected between 2 Jan - 6 April 2018 from patients aged 16+ registered with a GP practice in England.

Unweighted Base: Practice 1 (21)

Weighted Base: Practice 1 (22)

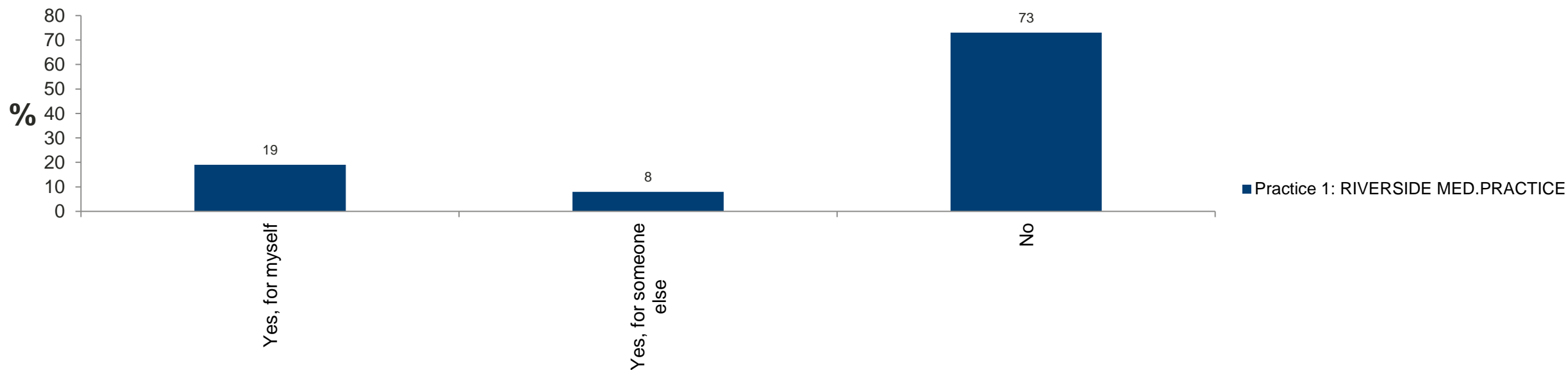
Note: Differences may not be statistically significant, particularly at practice level due to lower numbers of responses.

Showing all responses - Q44. In the past 12 months, have you contacted an NHS service when you wanted to see a GP but your GP practice was closed?

Filters: No filter applied

Base: All patients

Showing weighted data



This report contains data collected between 2 Jan - 6 April 2018 from patients aged 16+ registered with a GP practice in England.

Unweighted Base: Practice 1 (115)

Weighted Base: Practice 1 (135)

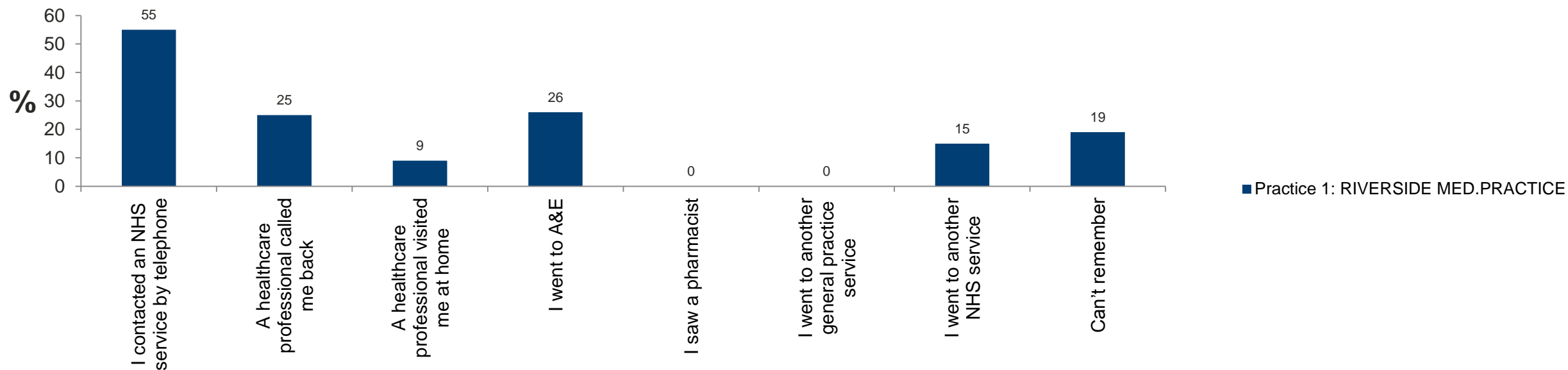
Note: Differences may not be statistically significant, particularly at practice level due to lower numbers of responses.

Showing all responses - Q45. Please think about the last time you contacted an NHS service (for yourself or for someone else) when you wanted to see a GP but your GP practice was closed. Considering all of the services you contacted, which of the following happened on that occasion?

Filters: No filter applied

Base: All who contacted an out of hours service in past 12 months

Showing weighted data



This report contains data collected between 2 Jan - 6 April 2018 from patients aged 16+ registered with a GP practice in England.

Unweighted Base: Practice 1 (27)

Weighted Base: Practice 1 (36)

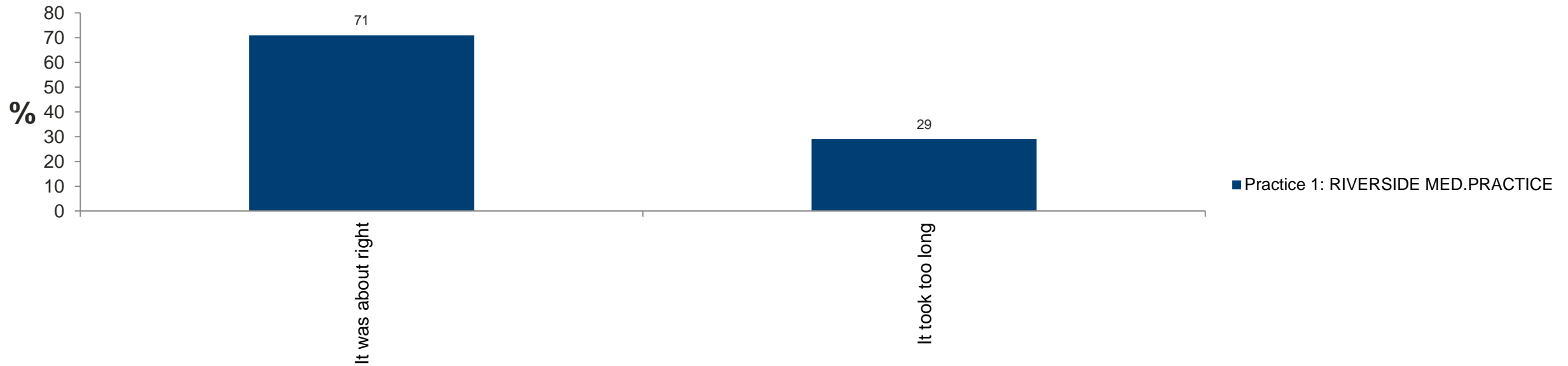
Note: Differences may not be statistically significant, particularly at practice level due to lower numbers of responses.

Summary results - Q46. How do you feel about how quickly you received care or advice on that occasion?

Filters: No filter applied

Showing weighted data

Base: All who contacted an out of hours service in past 12 months, excluding don't know/doesn't apply



This report contains data collected between 2 Jan - 6 April 2018 from patients aged 16+ registered with a GP practice in England.

Unweighted Base: Practice 1 (23)

Weighted Base: Practice 1 (29)

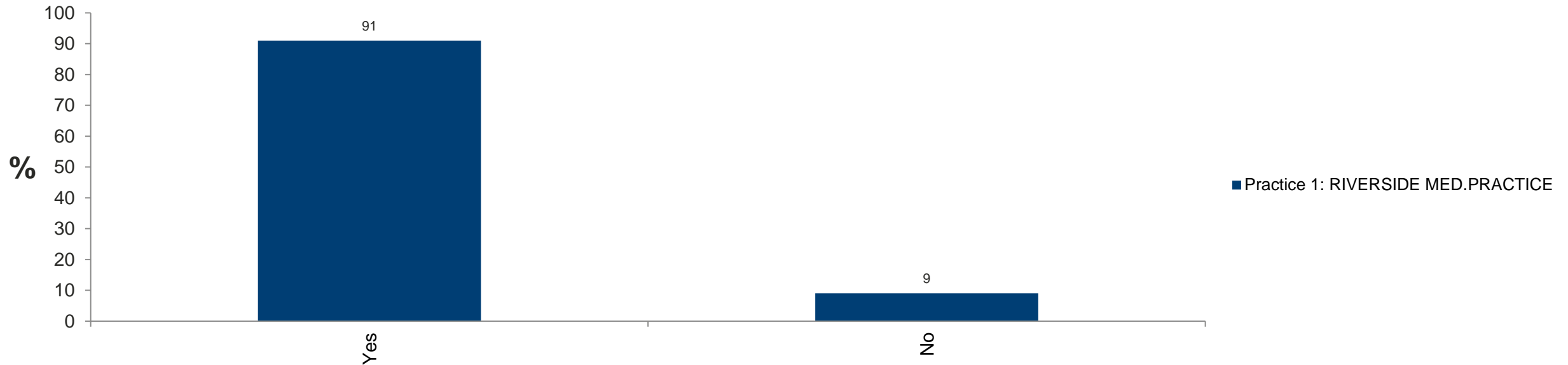
Note: Differences may not be statistically significant, particularly at practice level due to lower numbers of responses.

Summary results - Q47. Considering all of the people that you saw or spoke to on that occasion, did you have confidence and trust in them?

Filters: No filter applied

Base: All who contacted an out of hours service in past 12 months, excluding don't know/can't say

Showing weighted data



Yes = Yes, definitely + Yes, to some extent

This report contains data collected between 2 Jan - 6 April 2018 from patients aged 16+ registered with a GP practice in England.

Unweighted Base: Practice 1 (24)

Weighted Base: Practice 1 (31)

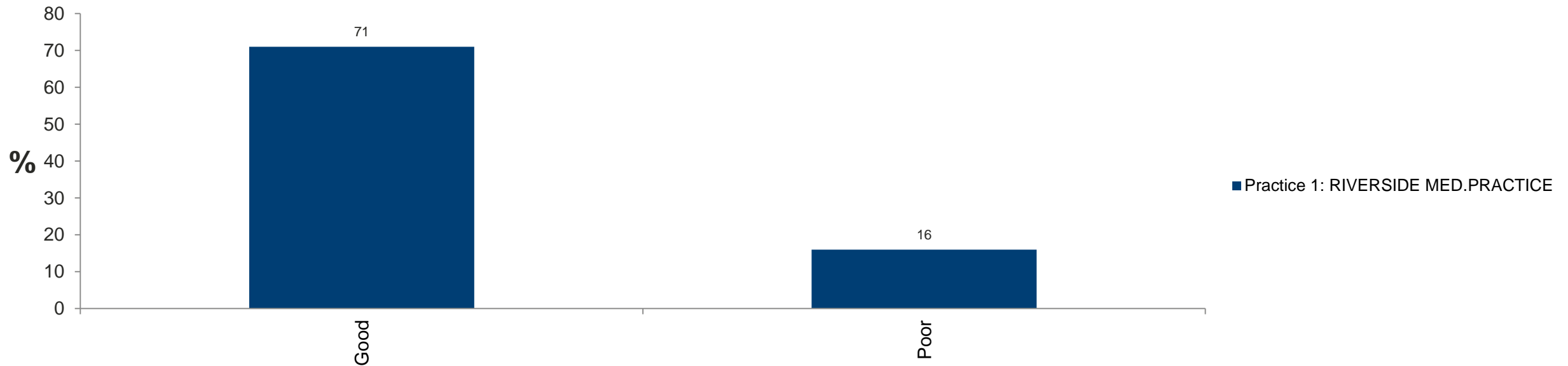
Note: Differences may not be statistically significant, particularly at practice level due to lower numbers of responses.

Summary results - Q48. Overall, how would you describe your last experience of NHS services when you wanted to see a GP but your GP practice was closed?

Filters: No filter applied

Base: All who contacted an out of hours service in past 12 months, excluding don't know/can't say

Showing weighted data



Good = Very good + Fairly good. Poor = Fairly poor + Very poor

This report contains data collected between 2 Jan - 6 April 2018 from patients aged 16+ registered with a GP practice in England.

Unweighted Base: Practice 1 (24)

Weighted Base: Practice 1 (31)

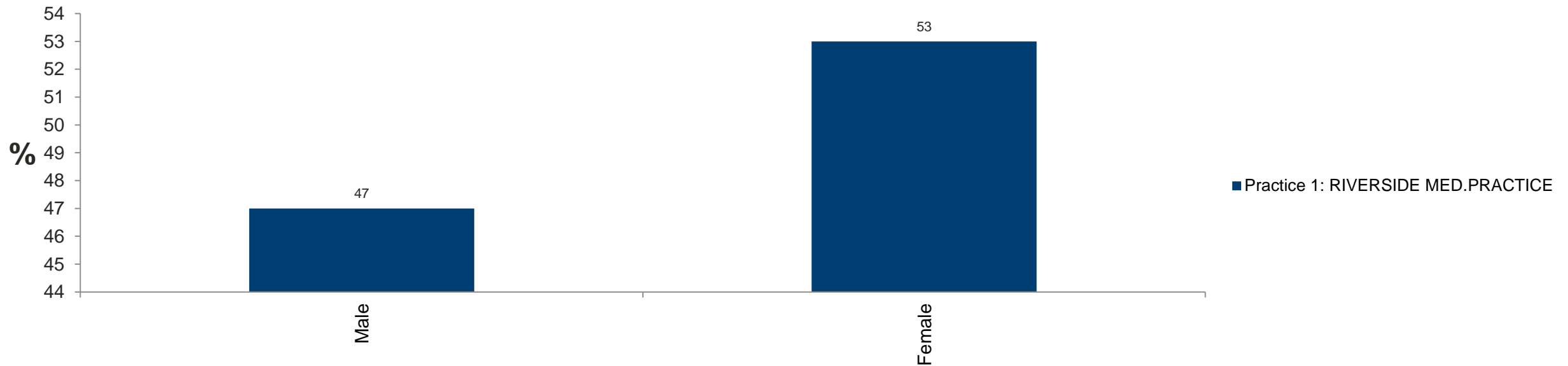
Note: Differences may not be statistically significant, particularly at practice level due to lower numbers of responses.

Showing all responses - Q54. Are you male or female?

Filters: No filter applied

Base: All patients

Showing weighted data



This report contains data collected between 2 Jan - 6 April 2018 from patients aged 16+ registered with a GP practice in England.

Unweighted Base: Practice 1 (117)

Weighted Base: Practice 1 (138)

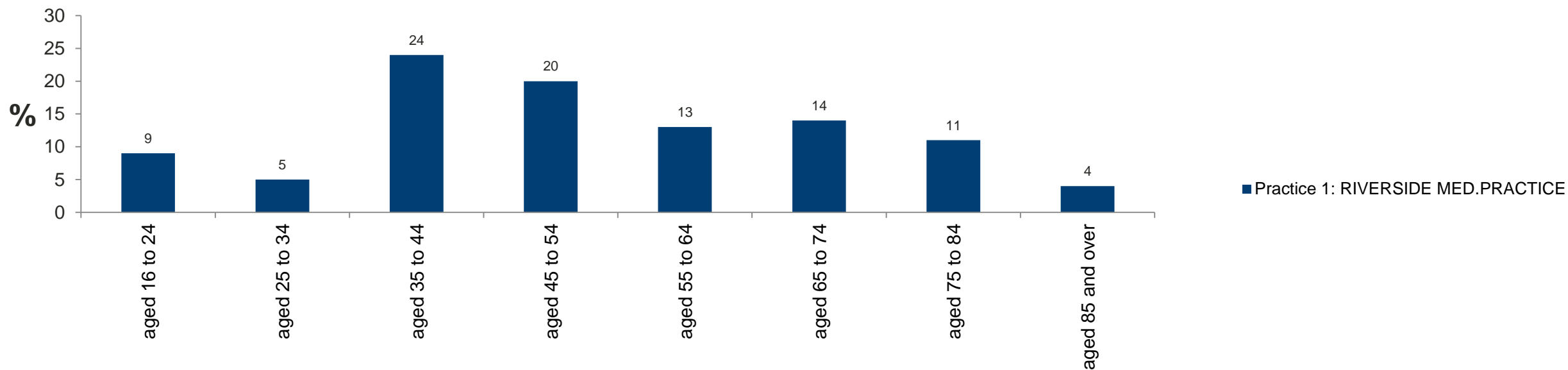
Note: Differences may not be statistically significant, particularly at practice level due to lower numbers of responses.

Showing all responses - Q55. How old are you?

Filters: No filter applied

Base: All patients

Showing weighted data



This report contains data collected between 2 Jan - 6 April 2018 from patients aged 16+ registered with a GP practice in England.

Unweighted Base: Practice 1 (115)

Weighted Base: Practice 1 (136)

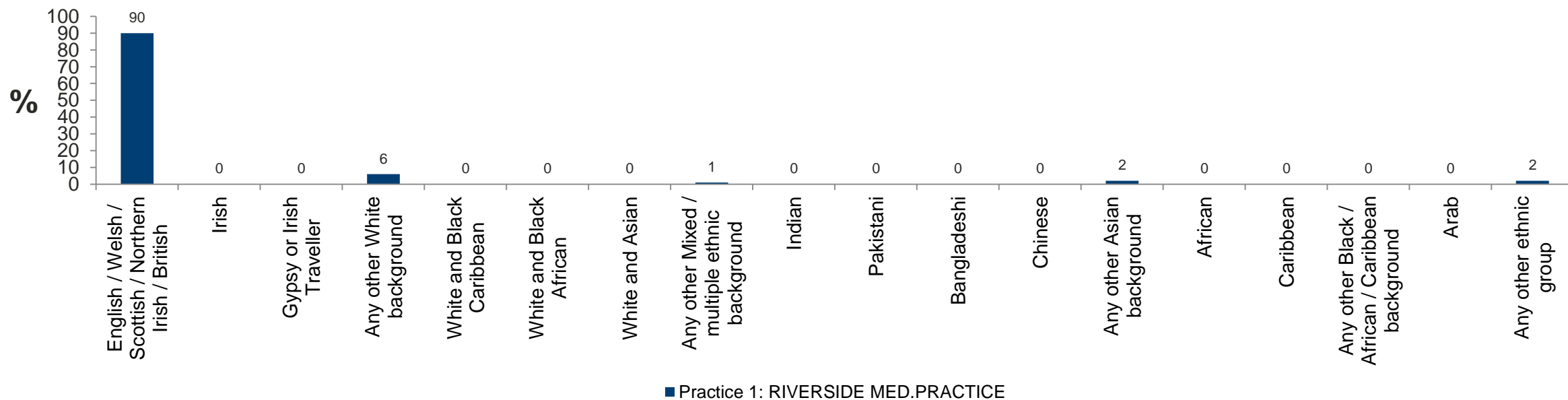
Note: Differences may not be statistically significant, particularly at practice level due to lower numbers of responses.

Showing all responses - Q56. What is your ethnic group?

Filters: No filter applied

Base: All patients

Showing weighted data



This report contains data collected between 2 Jan - 6 April 2018 from patients aged 16+ registered with a GP practice in England.

Unweighted Base: Practice 1 (116)

Weighted Base: Practice 1 (137)

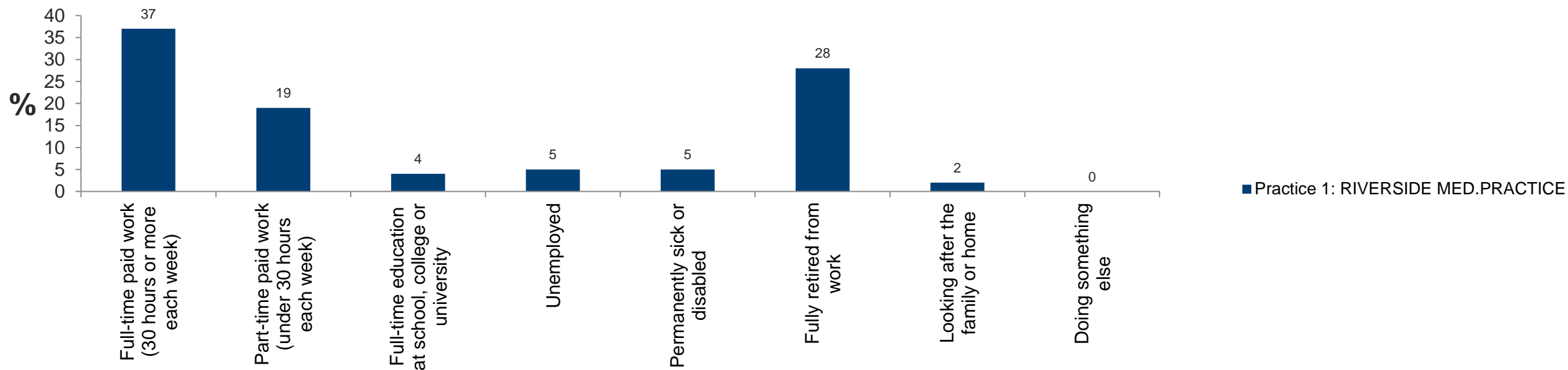
Note: Differences may not be statistically significant, particularly at practice level due to lower numbers of responses.

Showing all responses - Q57. Which of these best describes what you are doing at present?

Filters: No filter applied

Base: All patients

Showing weighted data



This report contains data collected between 2 Jan - 6 April 2018 from patients aged 16+ registered with a GP practice in England.

Unweighted Base: Practice 1 (113)

Weighted Base: Practice 1 (135)

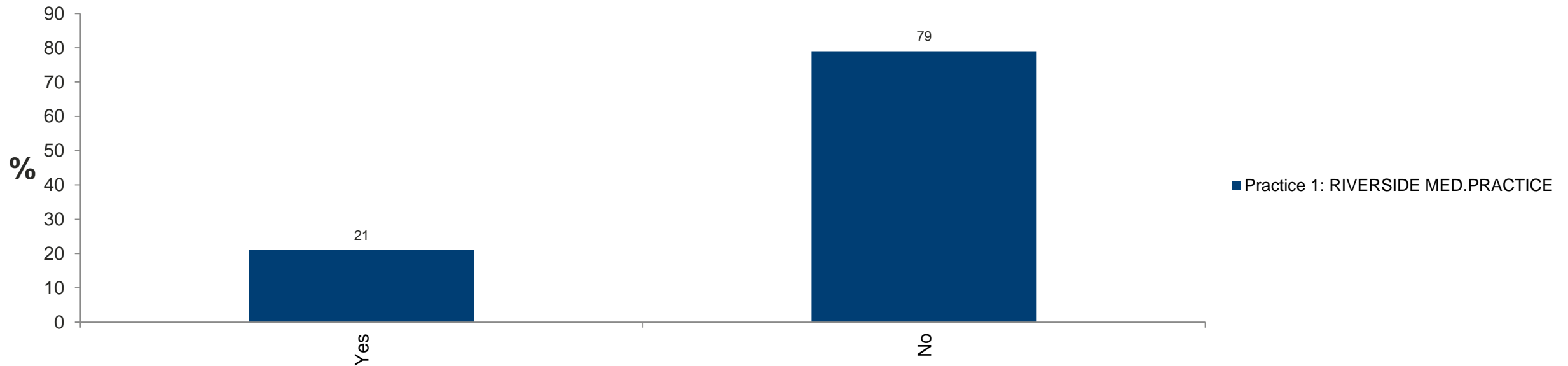
Note: Differences may not be statistically significant, particularly at practice level due to lower numbers of responses.

Showing all responses - Q58. Are you a parent or a legal guardian for any children aged under 16 living in your home?

Filters: No filter applied

Base: All patients

Showing weighted data



This report contains data collected between 2 Jan - 6 April 2018 from patients aged 16+ registered with a GP practice in England.

Unweighted Base: Practice 1 (111)

Weighted Base: Practice 1 (134)

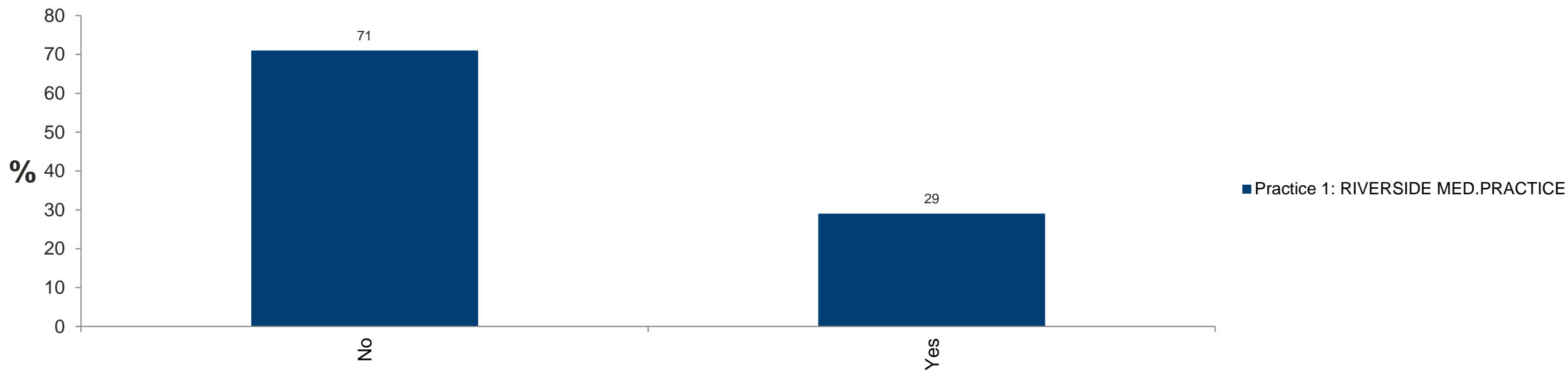
Note: Differences may not be statistically significant, particularly at practice level due to lower numbers of responses.

Summary results - Q59. Do you look after, or give any help or support to family members, friends, neighbours or others because of either: long-term physical or mental ill health /disability, or problems related to old age?

Filters: No filter applied

Base: All patients

Showing weighted data



Yes = At least one hour a week

This report contains data collected between 2 Jan - 6 April 2018 from patients aged 16+ registered with a GP practice in England.

Unweighted Base: Practice 1 (113)

Weighted Base: Practice 1 (135)

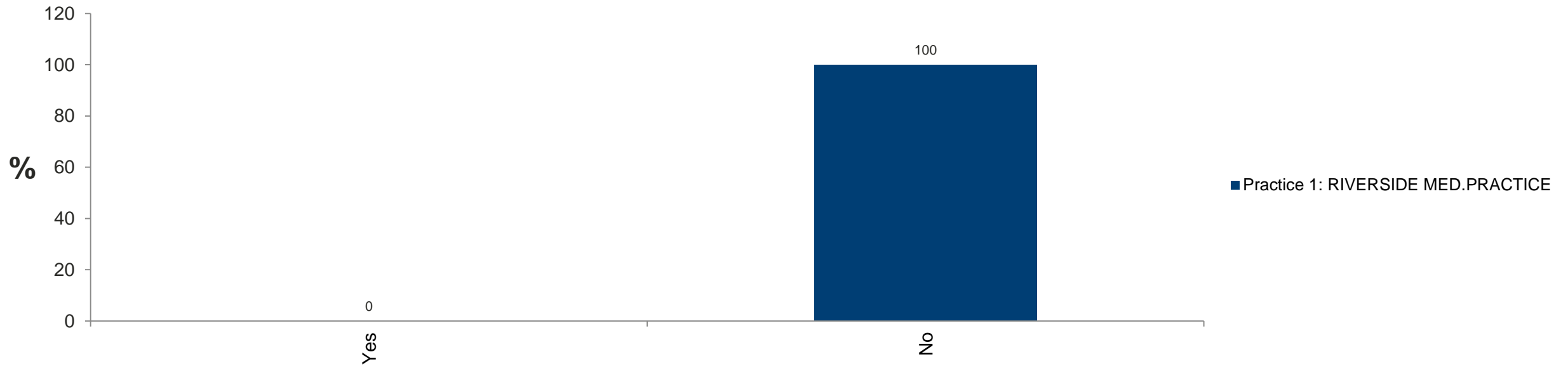
Note: Differences may not be statistically significant, particularly at practice level due to lower numbers of responses.

Showing all responses - Q60. Are you a deaf person who uses sign language?

Showing weighted data

Filters: No filter applied

Base: All patients



This report contains data collected between 2 Jan - 6 April 2018 from patients aged 16+ registered with a GP practice in England.

Unweighted Base: Practice 1 (116)

Weighted Base: Practice 1 (137)

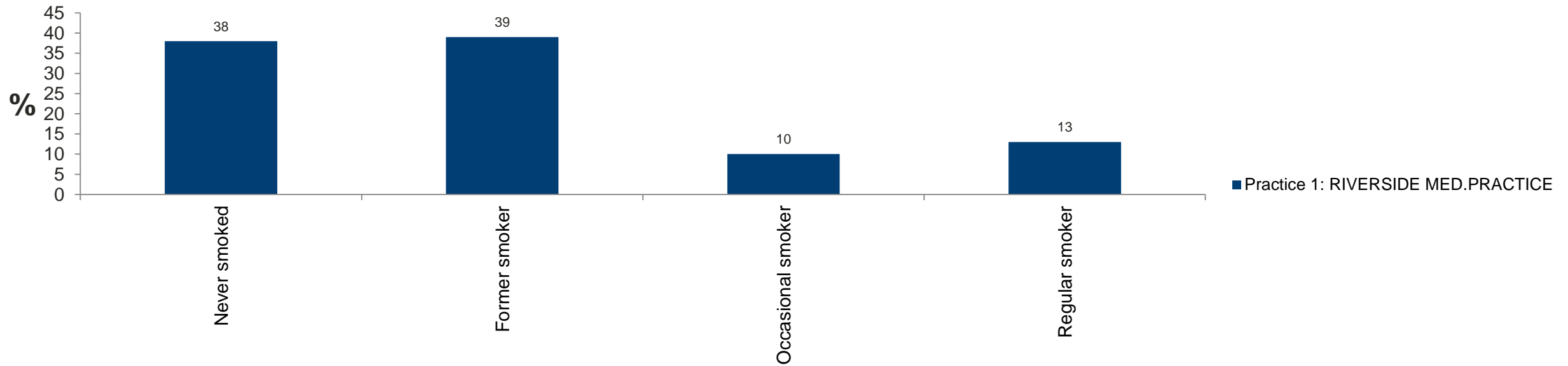
Note: Differences may not be statistically significant, particularly at practice level due to lower numbers of responses.

Showing all responses - Q61. Which of the following best describes your smoking habits?

Filters: No filter applied

Base: All patients

Showing weighted data



This report contains data collected between 2 Jan - 6 April 2018 from patients aged 16+ registered with a GP practice in England.

Unweighted Base: Practice 1 (114)

Weighted Base: Practice 1 (135)

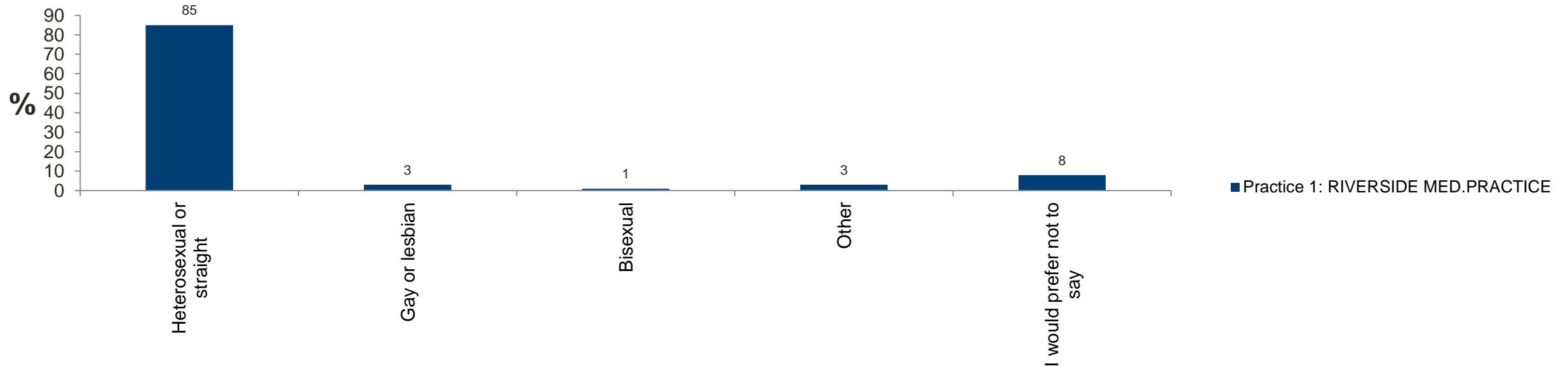
Note: Differences may not be statistically significant, particularly at practice level due to lower numbers of responses.

Showing all responses - Q62. Which of the following best describes how you think of yourself?

Filters: No filter applied

Base: All patients

Showing weighted data



This report contains data collected between 2 Jan - 6 April 2018 from patients aged 16+ registered with a GP practice in England.

Unweighted Base: Practice 1 (114)

Weighted Base: Practice 1 (135)

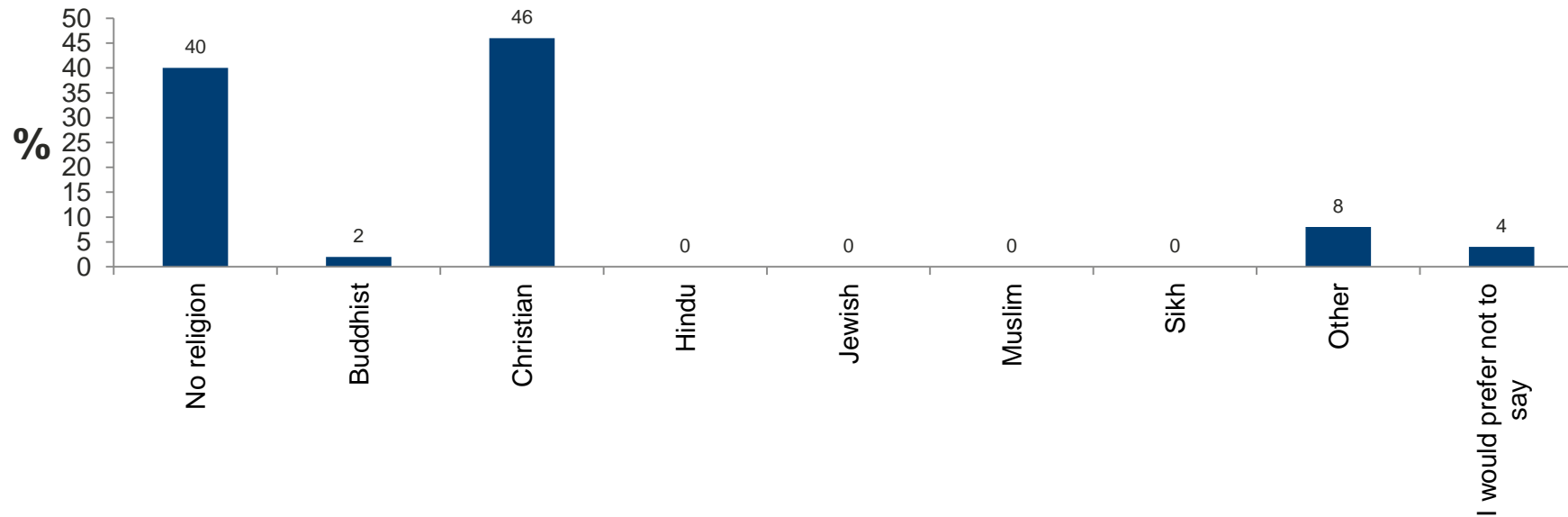
Note: Differences may not be statistically significant, particularly at practice level due to lower numbers of responses.

Showing all responses - Q63. Which, if any, of the following best describes your religion?

Filters: No filter applied

Base: All patients

Showing weighted data



Practice 1: RIVERSIDE MED.PRACTICE

This report contains data collected between 2 Jan - 6 April 2018 from patients aged 16+ registered with a GP practice in England.

Unweighted Base: Practice 1 (114)

Weighted Base: Practice 1 (135)

Note: Differences may not be statistically significant, particularly at practice level due to lower numbers of responses.